

PowerBoss®
The Power of Clean



Parts Catalog

AM9D-III Sweeper

Model: AM9D-LH

PowerBoss®, Minuteman International, Inc.
A Member of the Hako Group

988750LHZH AM9D-LH Rev L 06/23
Effective Serial 23PB1360

PREFACE

Thank you for your purchase of the new industry standard for sweepers. Minuteman International, Inc. takes great pride in offering the most dependable, reliable, and best value in industrial power sweepers and scrubbers. We set the standard.

Our Customer Service Department would like to hear from you. If you see any errors, omissions or something that needs clarification in this Parts Catalog, please let us know. We are working hard towards continually improving our processes--to benefit you, our valued customer.

Please copy the form below, fill out and comment on how you found our manual.

Thank you!

The PowerBoss® Team

Name _____

Title: _____

Company Name: _____

Address: _____

Country: _____

Type of equipment or model number: _____

Comments: _____

Please return to:

Customer Service Manager
PowerBoss®, Minuteman International, Inc.
14N845 U.S. Route 20
Pingree Grove, Illinois 60140 USA

Phone: 800-323-9420

Email: tech@powerboss.com

This is the Parts Catalog for the PowerBoss® AM9D-III LH Sweeper.
 We believe this machine will provide excellent service for many years.

However, the best results will be obtained if:

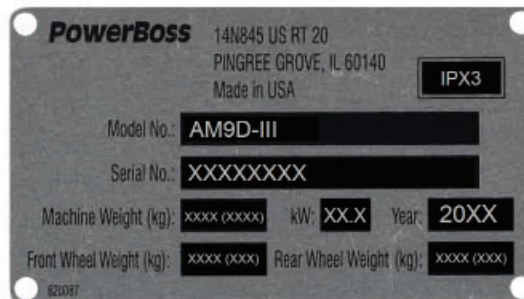
- The machine is operated with reasonable care.
- The machine is maintained regularly per the maintenance schedule provided in the User Manual.
- The machine is maintained with PowerBoss® supplied or equivalent parts.

All right side and left side references to the machine (except for engine) are determined by facing the direction of forward travel. The front of the engine or engine fan faces the rear of the machine. Some hardware considered to be common or locally available has been omitted from the parts section to make this manual clear. Be sure to use equivalent hardware when replacement becomes necessary.

The Model and Serial Number of your machine is shown on the I.D. name plate. This information is needed when contacting Technical Support or when ordering parts. The I.D. plate is mounted on the console of the machine, left of the operator and adjacent the main broom adjustment access door.

Parts may be ordered by phone, fax, or email from any PowerBoss® parts and service center. Before ordering parts or supplies, be sure to have your machine model number and serial number handy. For your convenience Fill out the data block on the next page for future reference.

Example I.D Plate:



MACHINE DATA
 Fill out at installation

Serial Number: _____

Engine Serial Number: _____

Sales Rep.: _____

Date of Install: _____

All information contained in this catalog is current at the time of printing. Minuteman International, Inc. reserves the right to make changes at any time without notice.

PowerBoss®, Minuteman International, Inc., Printed in USA ©2014-2015.

PowerBoss®

The Power of Clean

TECHNICAL SPECIFICATIONS


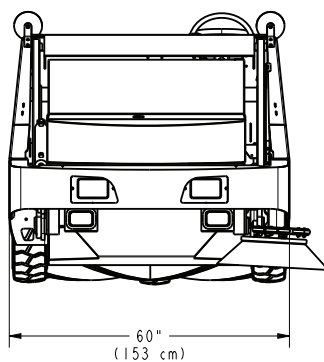
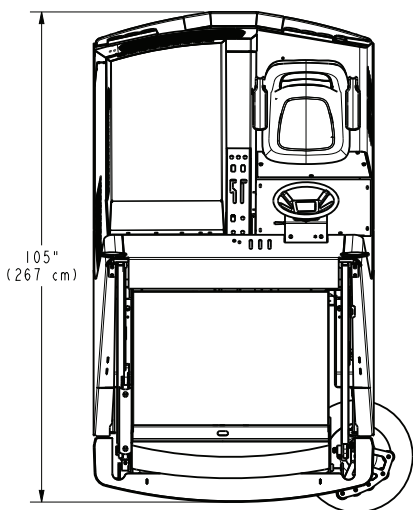
Model AM9D
 Model No. AM9D-LH

DIMENSIONS & WEIGHT

Length 105 in (267 cm)
 width 60 in (152 cm)
 height (machine) 52.5 in (133 cm)
 height (w/steering wheel) 58 in (147 cm)
 w/ overhead guard 81 in (206 cm)
 w/ cab 81 in (206 cm)
 weight 4090 lb (1855 kg)
 Minimum U-turn 110 in (280 cm)

SWEEPING SYSTEM

productivity 184,800 ft²/hr (17,168 m²/hr)
 sweep path 62 in (157 cm)
 main broom 48 in (122 cm)
 side broom 24 in (61 cm)
 second side broom optional 72 in path
 optional (183 cm) path
 hopper type RTR™ high dump
 hopper volume 21.1 ft³ (0,59 m³)
 hopper load capacity 1100 lb (498 kg)
 dust control 110 ft² (10,22 m²)
 high dump 64 in (162 cm)
 RTR™ (Rotary Trash Relocation)



dimensions shown in inches (cm)

STANDARD ABBREVIATIONS

°C-Degrees Celsius	INFO-Information
°F-Degrees Fahrenheit	INT-Internal or Interior
12V-12 Volts DC	LG-Long
AR-Abrasion Resistant	LH-Left Hand
ASSY-Assembly	LPG-Liquefied Petroleum Gas
ATO-Standard Auto Fuse Type	LP-Liquefied Petroleum
Also called ATC	M8x1-Indicates Metric threads, 8mm Dia with a 1mm thread pitch
BHSCS-Button Head Screw SS	MM-Millimeters
BLK-Black	MNT-Mount
BLT-Belt	MS-Mid Size
BR-Brass or Broom or Brush	OD-Outside Diameter
BRM-Broom	PLTD-Plated
BRKT-Bracket	REV-Reverse
CB-Curb Broom	RH-Right Hand
CCW-Counter Clockwise	ROT-Rotation
CI-Cubic Inch	RTR-Rotary Trash Relocator
CW-Clockwise Rotation	SCR-Screw
CYL-Cylinder	SC-Scrubber
DEG-Degrees	SP-Service Part
DIA-Diameter	SPDT-Single Pole Double Throw
DPDT-Double Pole Double Throw	SPST-Single Pole Single Throw
ELEC-Electric	SS-Stainless Steel
ES-Elastic Stop, also Nyloc	STR-Straight
EXT-Exterior or Extended	ST-Straight
FI-Fuel Injection	SUB-Sub Assembly
FS-Full Size	THD-Thread
FTG-Fitting	THK-Thick
FWD-Forward	THRU-Through
REV-Reverse	UNC-Unified Nat'l Coarse Threads
GAL-US Gallon (3.79 Liters)	UNF-Unified Nat'l Fine Threads
GOV-Governor	V1505-Kubota Diesel Engine
HD-Head	W/-With
HD-Heavy Duty	WELD-Weldment
HOP-Hopper	W/O-Without
HSS-High Speed Steel	SP-Zinc Plated
HT-High Temperature	
HT-Height	
HYD-Hydraulic	
ID-Identification	
ID-Inside Diameter	
IMP-Impeller	

TABLE OF CONTENTS

PREFACE 2

TECHNICAL SPECIFICATIONS

 DIMENSIONS & WEIGHT 4

 SWEEPING SYSTEM 4

 STANDARD ABBREVIATIONS 5

EXPLODED DRAWINGS AND PARTS LISTS

FRAME ASSEMBLY AM9D-III 8

HYDRAULIC BRAKE ASSEMBLY 10

HYDRAULIC BRAKE ASSEMBLY - CONTINUED 12

BRAKE - 8" ARMA L/H PN-3321450 14

BRAKE - 8" ARMA R/H PN-3321471 14

LH PARKING BRAKE GROUP 16

DIRECTIONAL LIGHTING, FOUR WAY FLASHERS, AND REAR MIRRORS 18

STEERING WHEEL, GAUGES & FUSES 20

STEERING COLUMN 22

SIDE BROOM ASSEMBLY - DRIVE MOTOR, ARM, AND MOUNTING (PAGE 1 OF 2) 24

SIDE BROOM ASSEMBLY - DRIVE MOTOR, ARM, AND MOUNTING (PAGE 2 OF 2) 26

SIDE BROOM ASSEMBLY - ADJUSTMENT COMPONENTS 28

ENGINE COVER, SIDE DOOR, LATCH & REAR GRILL 30

REAR DRIVE ASSEMBLY 32

DIRECTIONAL CONTROL LINKAGE ASSEMBLY 34

CONSOLE ASSEMBLY 36

SEAT, FLOOR PAN & TAIL LIGHT 38

LIFT & ROTATION CYLINDERS, HYDRAULIC HOSES 42

RTR SWITCH DETAIL LIFT ARM 44

HOPPER - FILTER AND SHAKER MOTOR COMPONENTS 46

HOPPER - COVER AND LATCH COMPONENTS 48

FRONT BUMPER ASSEMBLY 50

BATTERY COMPONENTS 51

ENGINE PAN, HYDRAULIC HOSE RETAINER & LATCH 52

FUEL TANK GASOLINE AND DIESEL 54

HYDRAULIC RESERVOIR ASSEMBLY 56

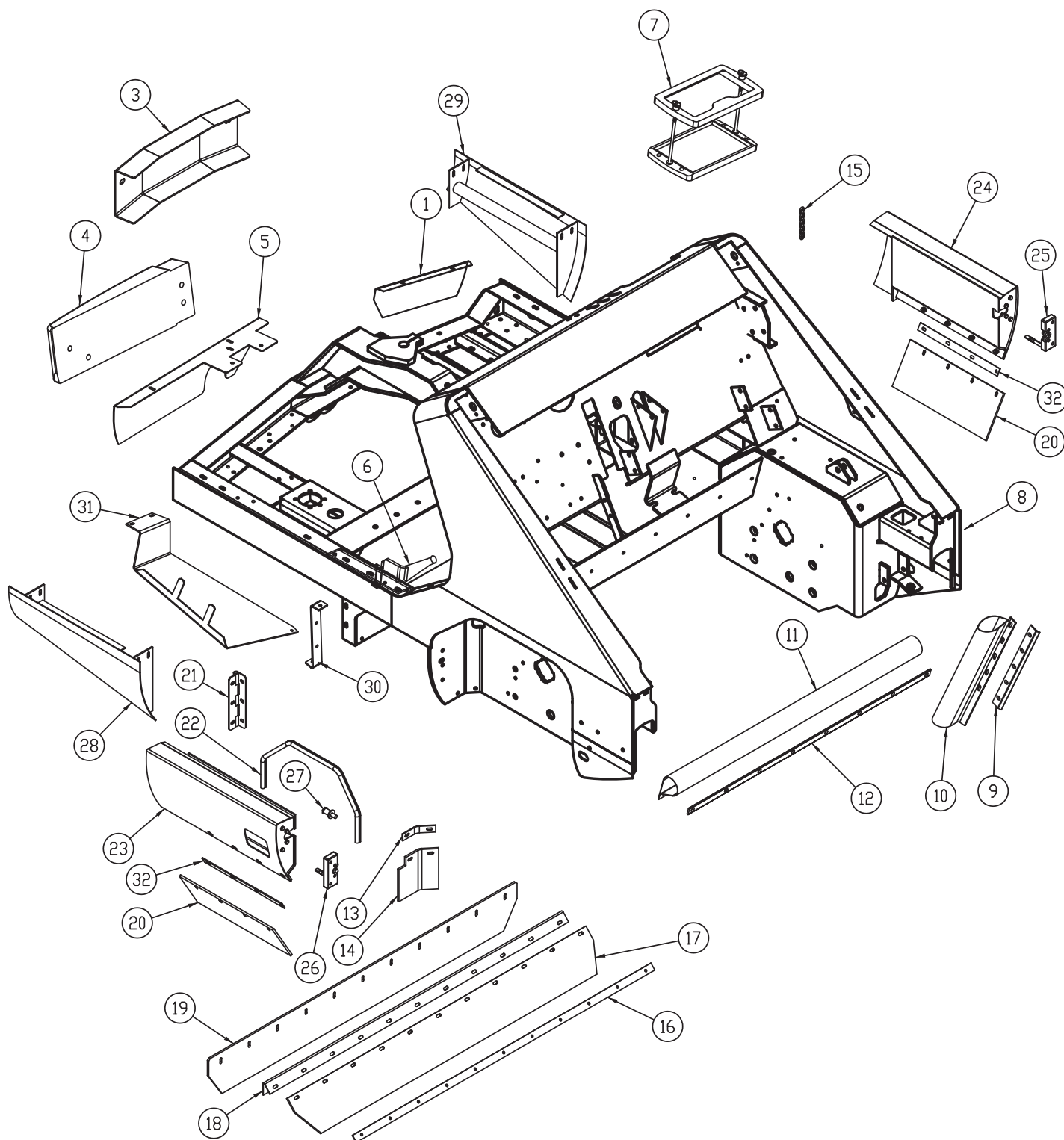
HYDRAULIC CONTROL VALVE DETAIL 58

IMPELLER ASSEMBLY 60

MAIN BROOM ASSEMBLY	62
SIDE BROOM & MAIN BROOM	64
VACUUM SWITCH	66
TIMER-FILTER SHAKER SEALED	67
GASKET MOUNT ASSEMBLY	68
TURBO PRE-CLEANER GROUP	70
ENGINE AIR CLEANER ASSEMBLY	72
ENGINE KUBOTA V1505 DIESEL - FUSE BOX DETAILS	74
ENGINE KUBOTA V1505 DIESEL - ALTERNATOR, WATER PUMP, FAN, AND OIL PAN	76
ENGINE KUBOTA V1505 DIESEL - FLYWHEEL, STARTER, HEAD COVER, AND MANIFOLD	78
ENGINE KUBOTA V1505 DIESEL - FUEL SYSTEM AND SPEED CONTROL	80
ENGINE KUBOTA V1505 DIESEL - MOTOR MOUNTING	82
ENGINE KUBOTA V1505 DIESEL - EXHAUST DETAIL	84
ENGINE KUBOTA V1505 DIESEL - RADIATOR DETAIL	86
ENGINE KUBOTA V1505 DIESEL - RADIATOR DETAIL 2	88
ENGINE KUBOTA V1505 DIESEL - RADIATOR COOLANT TANK & MOUNT	90
ENGINE KUBOTA V1505 DIESEL - RADIATOR ASSEMBLY & MOUNTING BRACKETS	92
ENGINE KUBOTA V1505 DIESEL - RADIATOR ASSEMBLY, CLAMPS, HOSES & SENDERS	94
ENGINE KUBOTA V1505 DIESEL - LH PUMP CENTERING GROUP 690485	96
HYDRAULIC AUXILIARY PUMP AND FITTINGS	98
OPTIONS	
OPT - AIR CONDITIONING, DSL (3316990)	100
OPT - OVERHEAD GUARD (690840LH)	102
OPT - HEATER (690087)	104
OPT - HD CURB BROOM, RIGHT (3317302)	106
OPT - HD CURB BROOM, LEFT (3330752)	107
OPT - BACKUP ALARM & NEUTRAL SAFETY SWITCH (3317306)	108
OPT - DUAL SIDE BROOM (690751)	109
ASSY- ACTUATOR RH 9X (690768)	112
BROOM ASSEMBLY, DSB LH 9X RIGHT SIDE (690769)	116
OPT - DIRECTIONAL LIGHTING, FOUR WAY FLASHERS AND REAR MIRRORS (690540)	118
HYDRAULIC SCHEMATIC AM9D-LH	120
ELECTRICAL SCHEMATIC WITH KUBOTA V1505	123

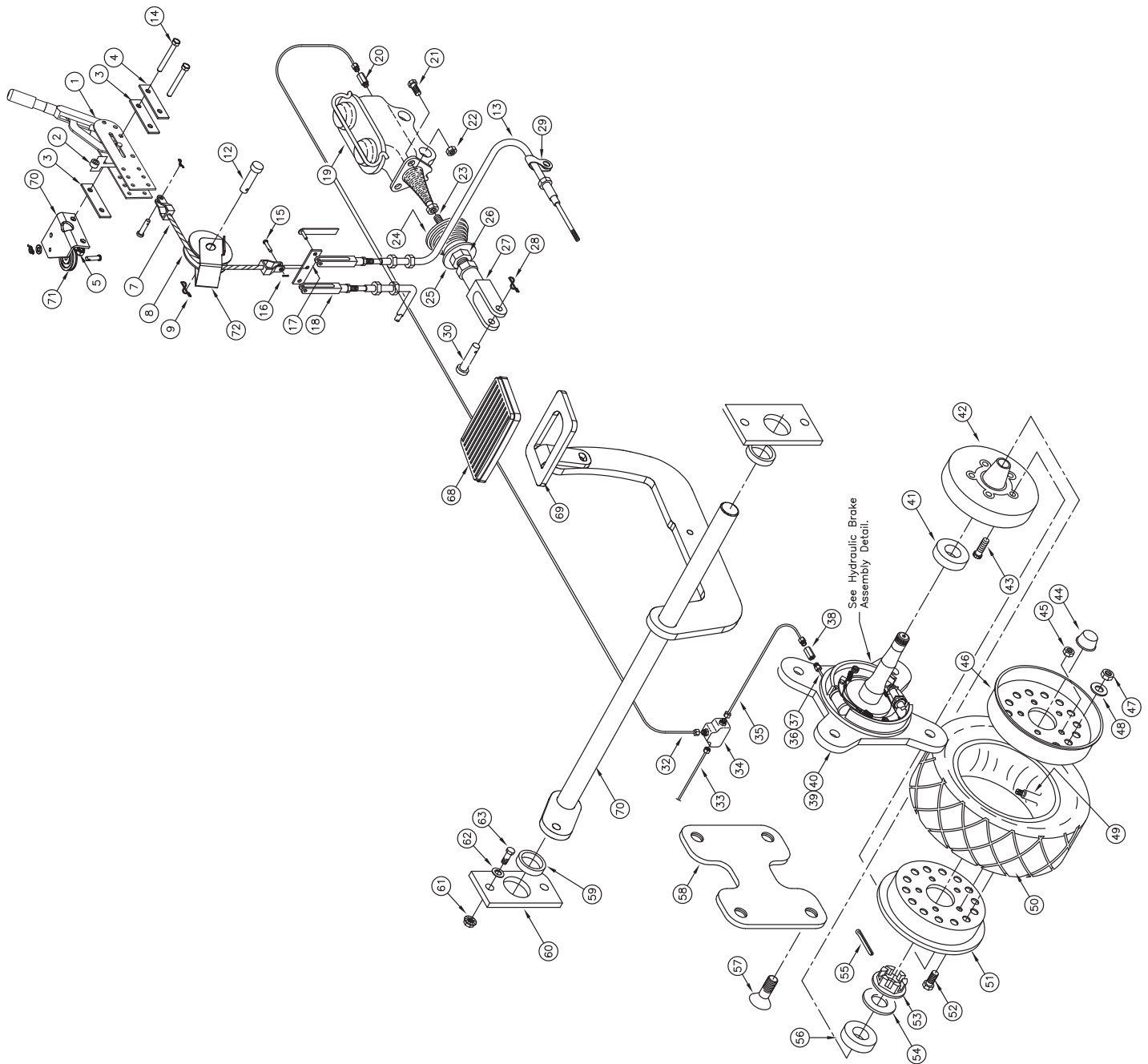
EXPLODED DRAWINGS AND PARTS LISTS

FRAME ASSEMBLY AM9D-III



FRAME ASSEMBLY AM9D			
ITEM	PART NO.	REQ'D	DESCRIPTION
1	3332182MLH	1	SKIRT-RT REAR AM9D, DARK GRAY, LH
3	3332147P	1	COVER-COUNTER WEIGHT CENTER
4	3301046P	2	COUNTERWEIGHT-LH PAINTED
5	690413	1	SKIRT-LH REAR, AM9D, DARK GRAY, LH
6	3317117LH	1	ASSY- ENGINE LOCK, LH
6A	3309740LH	1	MNT-ENG LOCK, LH
6B	3301522	1	SPRING-EXT BRAKE ARM
6C	3309743LH	1	ARM-ENG LOCK, LH
6D	430119	1	RUBBER CAP 1/2 ID
7	690250	1	TRAY- BATTERY, 24 SERIES
8	3335310MLH	1	WELD-FRAME, TIER 2, LH
9	3315203	2	RETAINER-HOPPER SIDE SEAL
10	3318143	2	FLAP-RUBBER HOPPER/FRAME SIDE
11	3307276	1	SEAL-FRAME HOPPER HORIZONTAL
12	3307281	1	STRAP-FRAME HOP FLAP PAINTED
13	3307287	2	STRAP-BROOM CORNER FLAP PAINTED
14	3307286	2	FLAP-BROOM CHAMBER CORNER
15	3307658	1	CHAIN-FRAME GROUNDING
16	3307283	1	STRAP-REAR FEED FLAP PAINTED
17	3307279	1	FLAP-REAR FEED
18	3307282	1	ANGLE-REAR FLAP PAINTED
19	3307278	1	FLAP-REAR HOPPER
20	3307280	2	FLAP-MAIN BROOM DOOR
21	3307275	2	HINGE-BROOM DOOR
22	3318739	2X 3.0'	WEATHERSTRIPPING-RUBBER SPONGE
23	3307265M	1	ASSY- BROOM DOOR RH
24	3307266M	1	ASSY- BROOM DOOR LH
25	3307246	1	LATCH-LH BROOM DOOR
26	3307247	1	LATCH-RH BROOM DOOR
27	3307248	2	BOLT-STRIKER BROOM DOOR LATCH
28	3307519M	1	SKIRT-RH SIDE
29	3307520M	1	SKIRT-LH SIDE
30	3307792	1	BAR-HOSE PAN SUPPORT
31	3307791LH	1	PAN-HOSE, LH
32	3307284	2	STRAP - BROOM DOOR FLAP

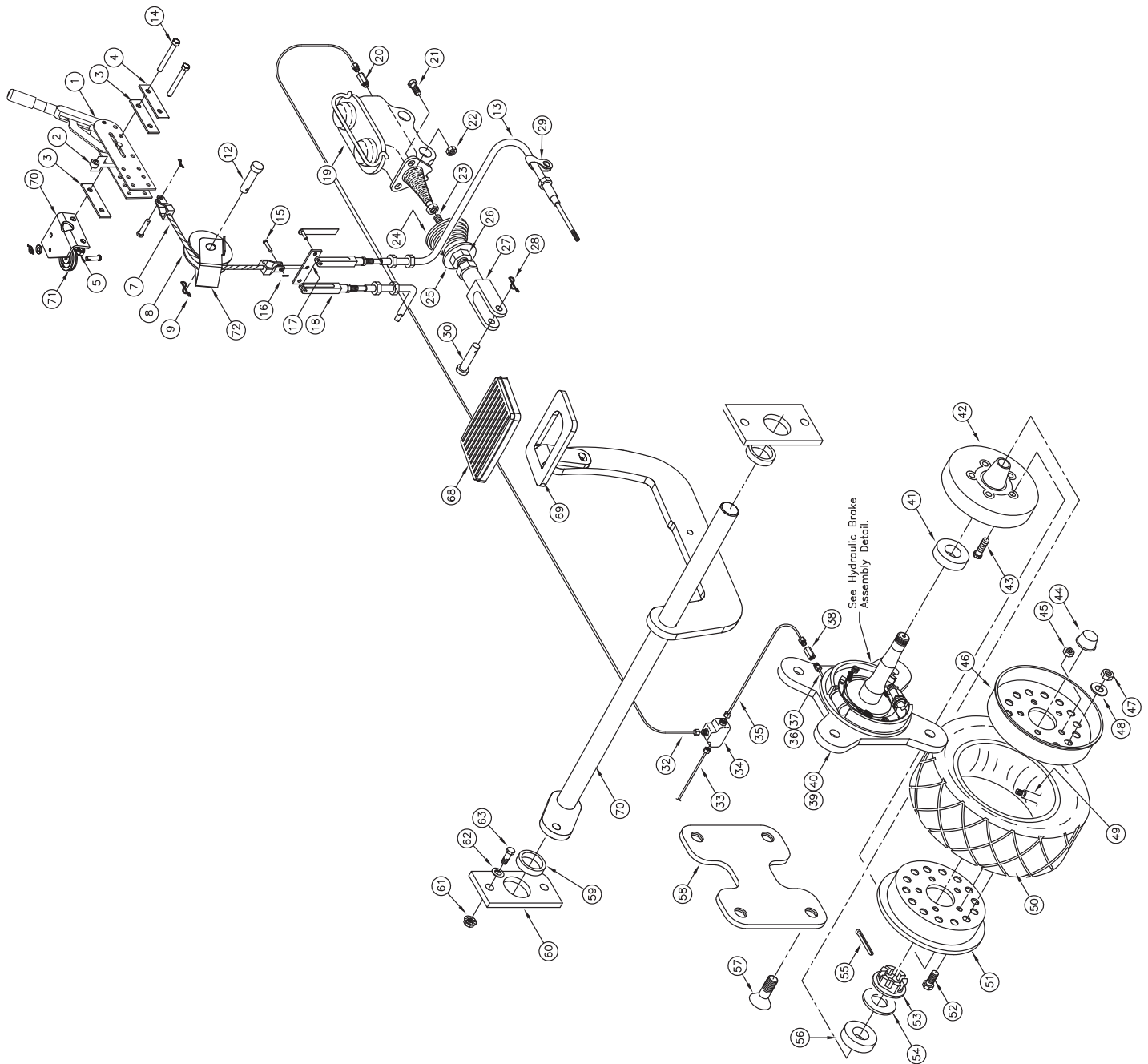
HYDRAULIC BRAKE ASSEMBLY



HYDRAULIC BRAKE ASSEMBLY			
ITEM	PART NO.	REQ'D	DESCRIPTION
1	3303169	1	LEVER-HAND BRAKE
2	3307241	2	SPACER-HAND BRAKE ZP SW/A
3	3307273	2	BAR-HAND BRAKE SPACER, ZP SW/A
4	3307895	1	SPACER-THIN HAND BRAKE, ZP
5	711380	2	NUT-NYLOC 3/8-16
7	690501	1	ASSEMBLY, BRAKE CABLE, LH
8	3300367	1	PULLEY-2.50 DIA, BUSHED, BRAKE
9	3400125	1	PIN-COTTER 3/8 RUE-RING
12	730875	1	PIN-CLEVIS 1/2 X 2.50 ZP
13	3321452	2	CABLE-8" PARKING BRAKE (HAND)
14	3400473	2	SCR-HEX,3/8-16x3.00 ZP F'THD
15	3400118	1	PIN-CLEVIS 5/16x7/8 ZP
16	3400125	1	PIN-COTTER 3/8 RUE-RING
17	3307232	1	BAR-BRAKE EQUALIZER ZP SW/A
18	3321470	2	CLEVIS-BRAKE 8MM
19	3316717	1	CYLINDER-BRAKE MASTER, ARMA
20	3307638	1	FTG-REDUCER NAPA #7909
21	3400028	3	SCR-HEX,3/8-16x1.50 ZP
22	711380	4	NUT-HEX 3/8-16 ES ZP
23	3307235	1	ROD-BRAKE MASTER CYLINDER, ZP
24	3313109	1	SPRING-PEDAL RETURN
25	3400278	4	WASHER-FENDER 3/8
26	3400075	2	NUT-HEX JAM 3/8-24 ZP
27	3301447	1	CLEVIS-CABLECRAFT AC-218
28	3400125	1	PIN-COTTER 3/8 RUE-RING
29	3332271	1	CLAMP-3/8 DIA INSULATED HALF (STRAP)
30	3400117	1	PIN-CLEVIS 3/8x1-1/8, ZP
31	690407	1	WELDMENT - BRAKE BAR, HYD., LH
32	3307637-1	1	ASSEMBLY-BRAKE LINE CENTER SW/A
33	3321457	1	BRAKE LINE-ARMA RH LONG
34	3306307	1	FTG-TEE HYD BRAKE
35	3321459	1	BRAKE LINE-ARMA LH LONG
36	3321455	1	BRAKE LINE-ARMA LH, SHORT
37	3321456	1	BRAKE LINE-ARMA RH, SHORT
38	3400969	1	FTG-COUPLING, 3/16" OD HYD BRAKE, BRASS
39	3321450	1	ASSEMBLY-8" HYDRAULIC BRAKE LH

Continued On Next Page

HYDRAULIC BRAKE ASSEMBLY - CONTINUED

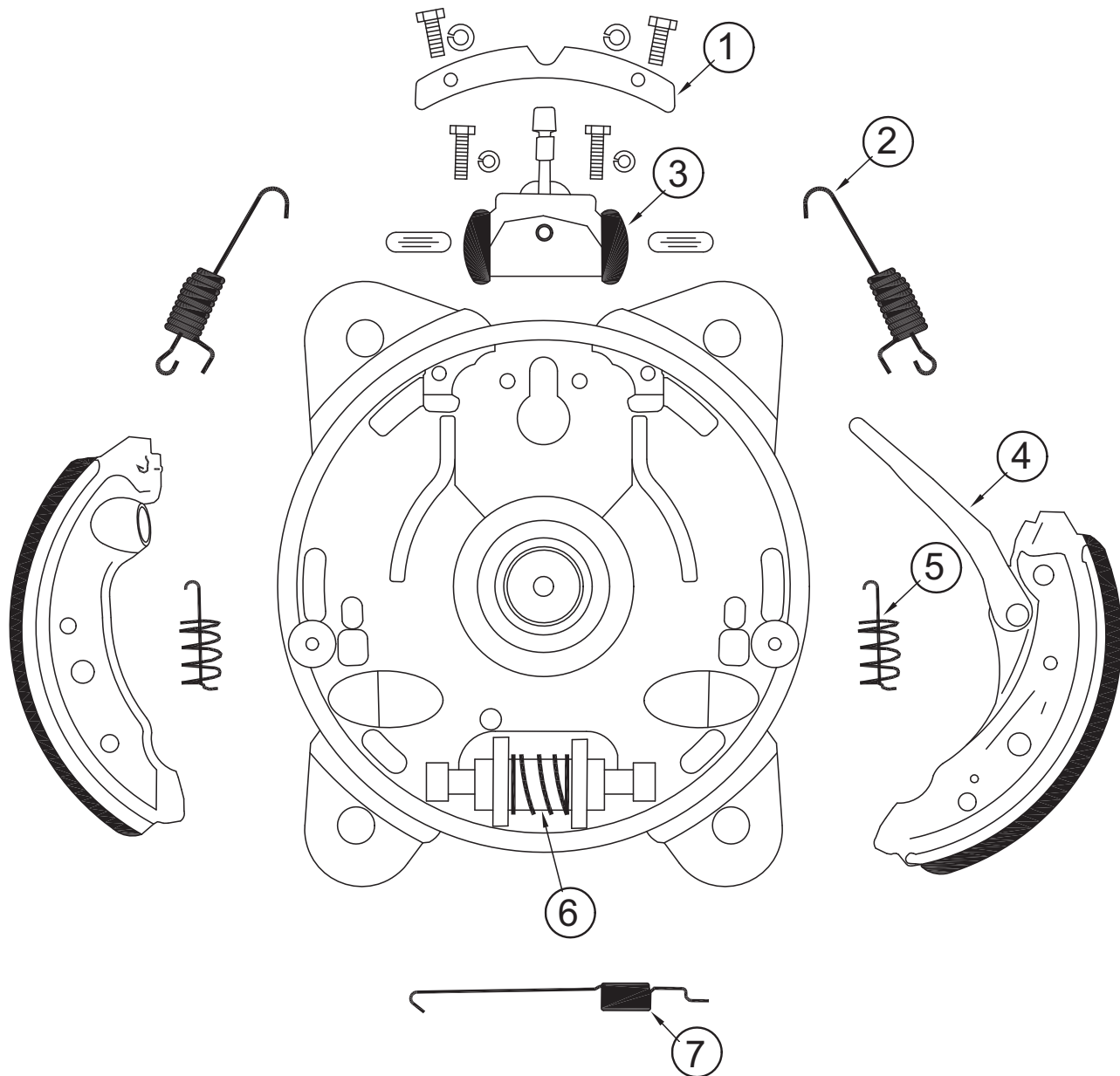


HYDRAULIC BRAKE ASSEMBLY (CONT'D)			
ITEM	PART NO.	REQ'D	DESCRIPTION
40	3321471	1	ASSEMBLY-8" HYDRAULIC BRAKE RH
41	3307238	1	BEARING-INNER WHEEL SW/A
42	3332483	1	BRAKE-DRUM 8" ARMA PAINTED
43	3307242	10	STUD-WHEEL, 1/2-20x1.75 LG
44	3300369	1	CAP-HUB, 2.44" DIA, ZP
45	3300411	5	NUT-WHEEL LUG, 1/2-20 UNF
46	3307255	1	RIM-FRONT OUTER SW/A PNTD
48	3400099	10	WASHER-LOCK 7/16 SPLIT ZP
49	3307253	2	TUBE-TIRE INNER, 650x10
50	3307252	2	TIRE-PNEUMATIC 650x10
51	3307254	1	RIM-FRONT INNER SW/A PNTD
52	3400022	10	SCR-HEX, 1/2-13X1.25 GR 5 ZP
53	3400076	1	NUT-HEX JAM SLOTTED, 1-14 ZP
54	3307352	1	WASHER-1.016 IDx1.50 ODx.25 THK
55	3400120	1	PIN-COTTER 5/32 DIAx2.00 LG, ZP
56	3300467	1	BEARING-BALL 2.44 ODx1.18 ID
57	710009	4	SCR-FHSCS 5/8-18 X 1.25
58	3321453	1	PLT-8" BRAKE MOUNT RH&LH
59	3307220	2	BEARING-.88IDx1.00ODx.50LG
60	3307233	2	MOUNT-.88 DIA BEARING, ZP SW/A
61	711439	1	NUT-FLANGED WIZZ 3/8-16
62	3400385	1	WASHER-CONICAL SPRING 3/8
63	711250	1	BLT-HH 3/8-16 X 1.25 STL ZINC
68	3300413	1	PAD-RUBBER BRAKE PEDAL
69	3337386	1	PLT - BRAKE PEDAL
70	3307861LH	1	PULLEY MOUNT #3, LH
71	3300368	1	PULLEY-PLASTIC 2" x .25" GROOVE
72	690895	1	BRKT, BRAKE CABLE RETENTION

End of Section

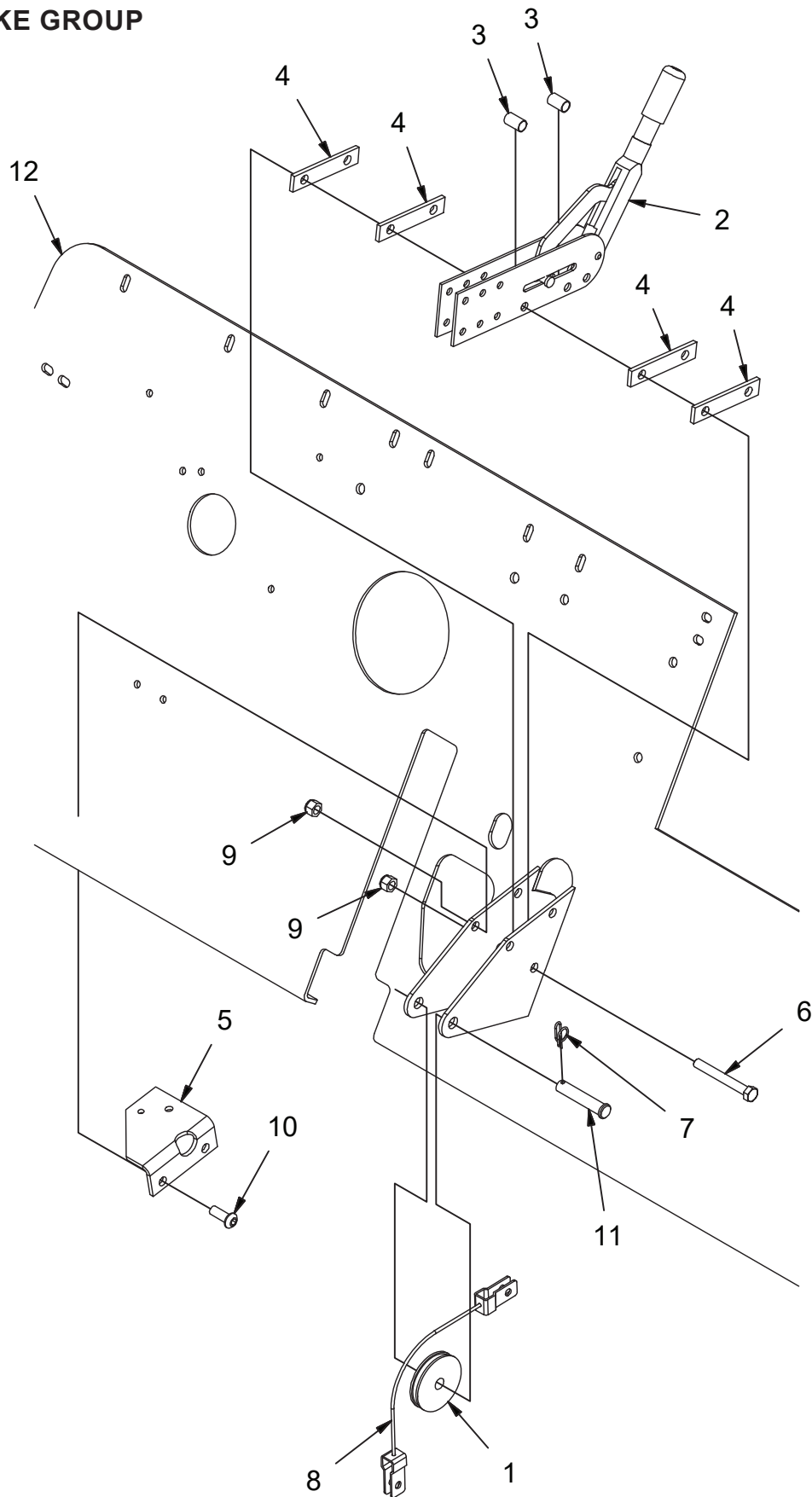
BRAKE - 8" ARMA L/H PN-3321450

BRAKE - 8" ARMA R/H PN-3321471



BRAKE - 8" ARMA L/H PN-3321450			
BRAKE - 8" ARMA R/H PN-3321471			
ITEM	PART NO.	REQ'D	DESCRIPTION
1	3321462	1	RETAINER-BRAKE 8" PLATE
2	3321465	2	SPRING-TENSION
3	3321461	1	ASSEMBLY-WHEEL CYLINDER, 8" BRAKE
4	3321467	1	BRAKE SHOE SET-8" LH (SHOWN)
4	3334766	1	BRAKE SHOE SET-8" RH (NOT SHOWN)
5	3321466	2	SPRING-HOLD DOWN
6	3321463	1	ASSEMBLY-MANUAL BRAKE ADJUSTER
7	3321464	1	SPRING-RETURN, 8" BRAKE

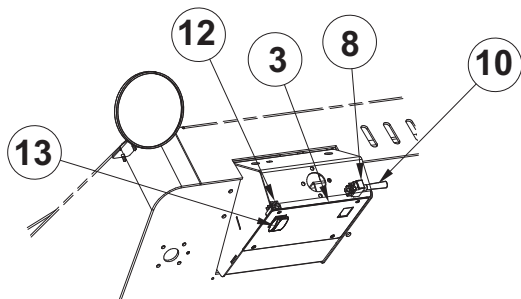
LH PARKING BRAKE GROUP



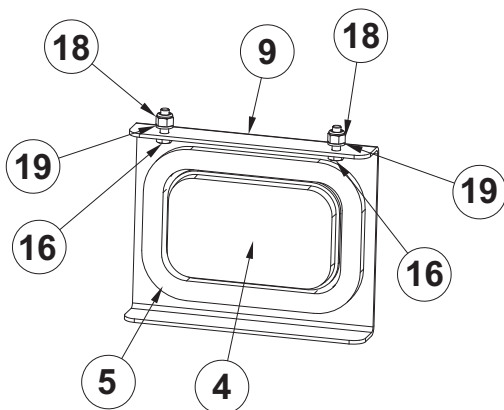
LH PARKING BRAKE GROUP			
ITEM	PART NO.	REQ'D	DESCRIPTION
1	3300367	1	PULLEY-2.50 DIA BUSHED " CABLE MAX BRAKE
2	3303169	1	LEVER-HAND BRAKE
3	3307241	2	SPACER-HAND BRAKE, ZP SW/A
4	3307273	4	BAR-HAND BRAKE SPACER, ZP SW/A
5	3307861LH	1	PULLEY MOUNT #3, LH
6	3400473	2	SCR-HH 3/8-16 X 3.00 ZP GR 5 FULL THREAD
7	600578	1	RING-RUE .50 ZP
8	690501	1	ASSEMBLY, BRAKE CABLE, LH
9	711380	4	NUT-NYLOC 3/8-16 ZP
10	730717	2	SCR-BHSCS 3/8-16 X 1.00 SS
11	730875	1	PIN-CLEVIS 1/2 X 2.50 ZP
12	REF.		FRAME

DIRECTIONAL LIGHTING, FOUR WAY FLASHERS, AND REAR MIRRORS

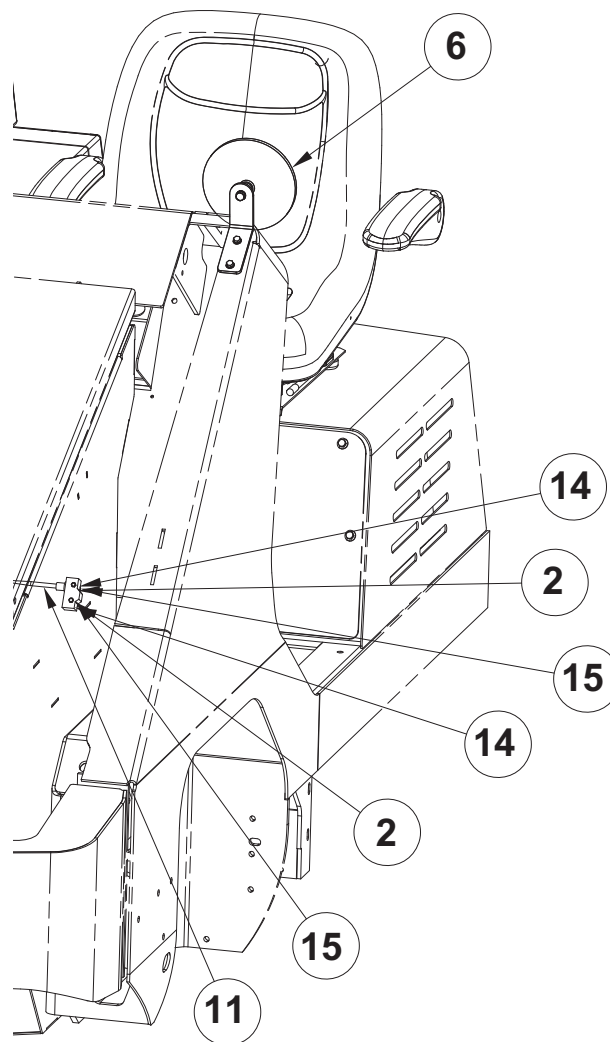
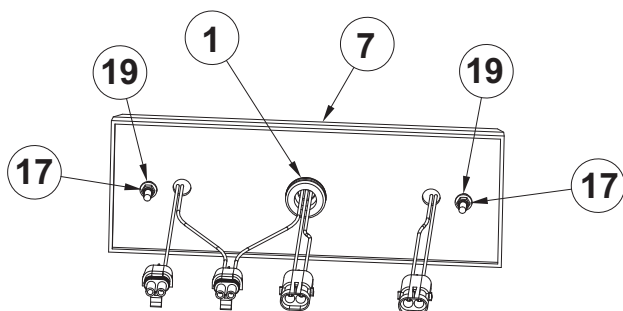
CONSOLE



FRONT LIGHTS

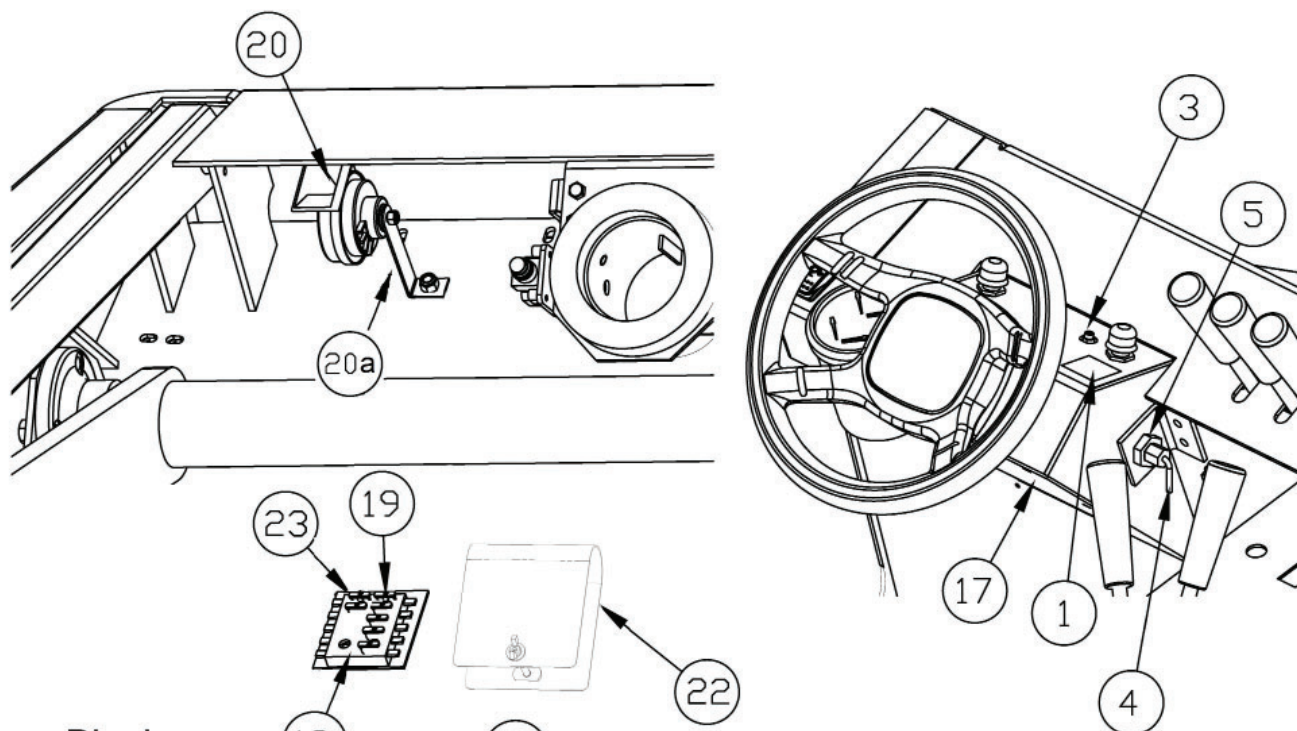


REAR LIGHTS

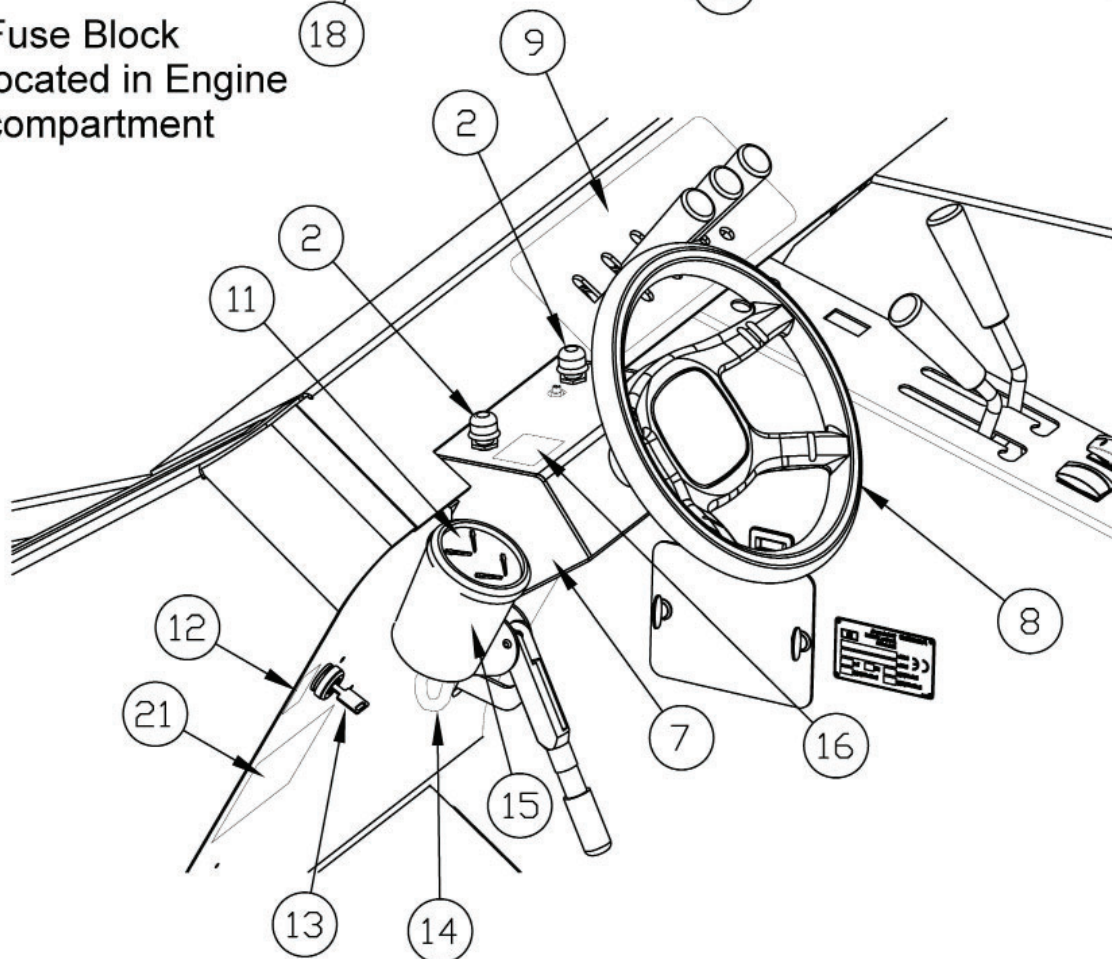


DIRECTIONAL LIGHTING, FOUR WAY FLASHERS, AND REAR MIRRORS GROUP			
ITEM	PART NO.	REQ'D	DESCRIPTION
1	260274	2	GROMMET Z-421
2	620136	2	SCR-HH 8-32 X 1.25 ZP
3	690396	1	COVER-PLT, TILT STEERING, 9X, (CUTOOTS)
4	690535-1	2	ASSY, AMBER LED 5", FRONT TURN SIGNAL
5	690536	2	MOUNTING GROMMET
6	690540-1	1	LEFT-HAND REAR VIEW MIRRORS (SET OF 2)
7	690543-1	1	LIGHT ASSY, LED REAR COMBO (SET OF 2)
8	690546	1	SWITCH, TOGGLE, TURN SIGNAL
9	690621	2	MOUNT, RUNNING LIGHT
10	748301	1	TOGGLE HANDLE EXTENSION
11	3342546	1	SWITCH-12V WHISKER
12	3342705	1	SWITCH-BASE, DPST CONTURA ROCKER
13	3344038	1	COVER-SWITCH ROCKER BLACK NO LENS
14	3400082	2	NUT-NYLOC 8-32 ZP
15	3400096	2	WASHER-FLAT #8 X .438 ZP
16	11038098	4	SCR-HH M6-1.0 X 20 ZP CLASS 8.8 DIN
17	12040036	4	NUT-NYLOC M5 X 0.8 ZD CLASS 6
18	12040044	4	NUT-NYLOC M6 X 1.0 ZP CLASS 6
19	12310033	8	WASHER-FLAT M6.4 X 12 X 1.6 ZP

STEERING WHEEL, GAUGES & FUSES

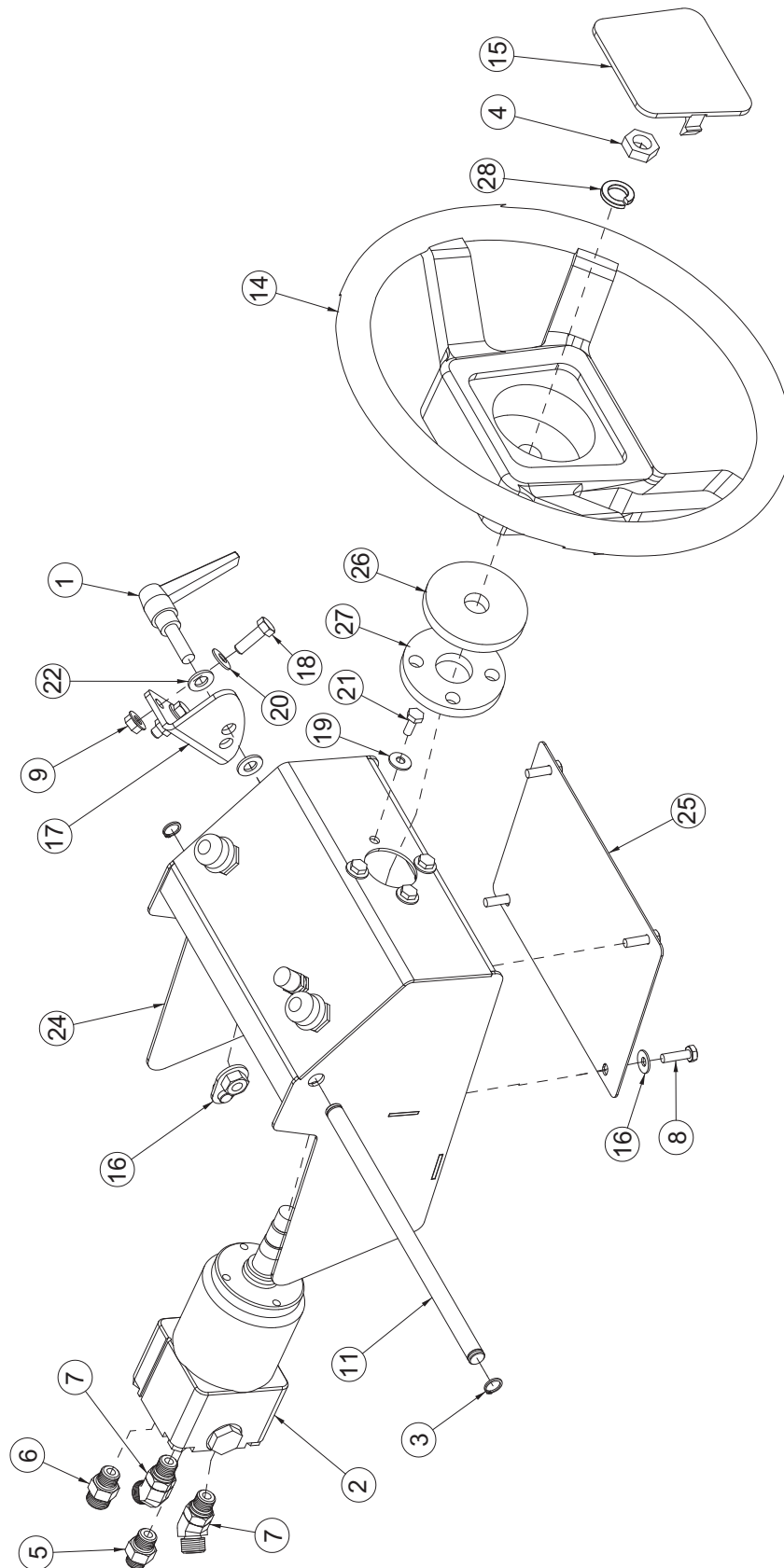


Fuse Block
located in Engine
compartment



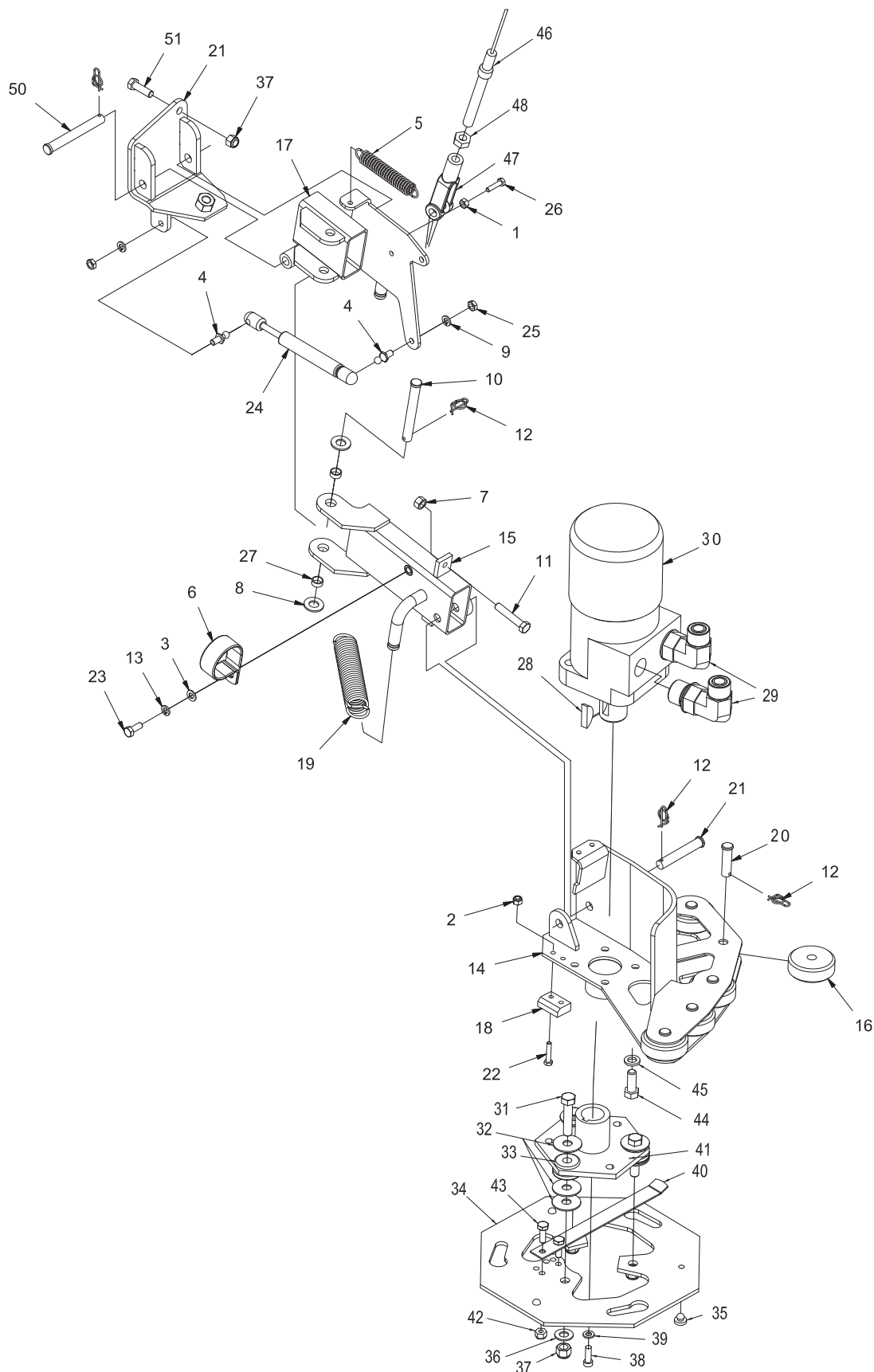
STEERING WHEEL, GAUGES & FUSES			
ITEM	PART NO.	REQ'D	DESCRIPTION
1	3302520	1	DECAL-"FILTER SHAKER"
2	3300441	2	SWITCH MOMENTARY 12V
3	3026924	1	CIRCUIT BREAKER-45 AMP
4	600260	1	KNOB LEVER
5A	3338622	1	WDT - TILT STEERING LOCK
5B	3400192	2	NUT-HEX JAM 5/8-11 ZP
5C	12310058	1	WSR-FLT M10.5 X 20 X 2 STL
7	3338616PLH	1	WDT - AM9D TILT STEERING BOX, LH
8	610000	1	WHEEL-STEERING
8a	610001	1	STEERING WHEEL CAP, POWERBOSS
9	3307594LH	1	DECAL-FRONT PANEL SW/A, LH
11	3333721	1	GAUGE-4 IN 1, 3.50" DIA
12	3307599	1	DECAL-IGNITION SW/A
13	3316100	1	SW-IGNITION, 3-POS, W/STARTER LOCKOUT
14	3335096	1	HARNES-GAUGE
15	3333719P	1	WELDMNT-GAUGE MOUNT
16	3302525	1	DECAL-"HORN"
17	690396	1	COVER - PLT, TILT STEERING
18	3322599	1	FUSE BLOCK-ATO, 10 POSITON
19	3322601	5	FUSE-15 AMP AUTOMOTIVE PUSH IN
20	3300379	1	HORN-AUTOMOTIVE 12V STANDARD
20a	704202	1	HORN MOUNTIN BRACKET
21	3301854	1	DECAL-CAUTION
22	690104	1	ASSY, RUBBER FUSE BOX COVER
23	3335380	2	FUSE-25 AMP STD, AUTO

STEERING COLUMN



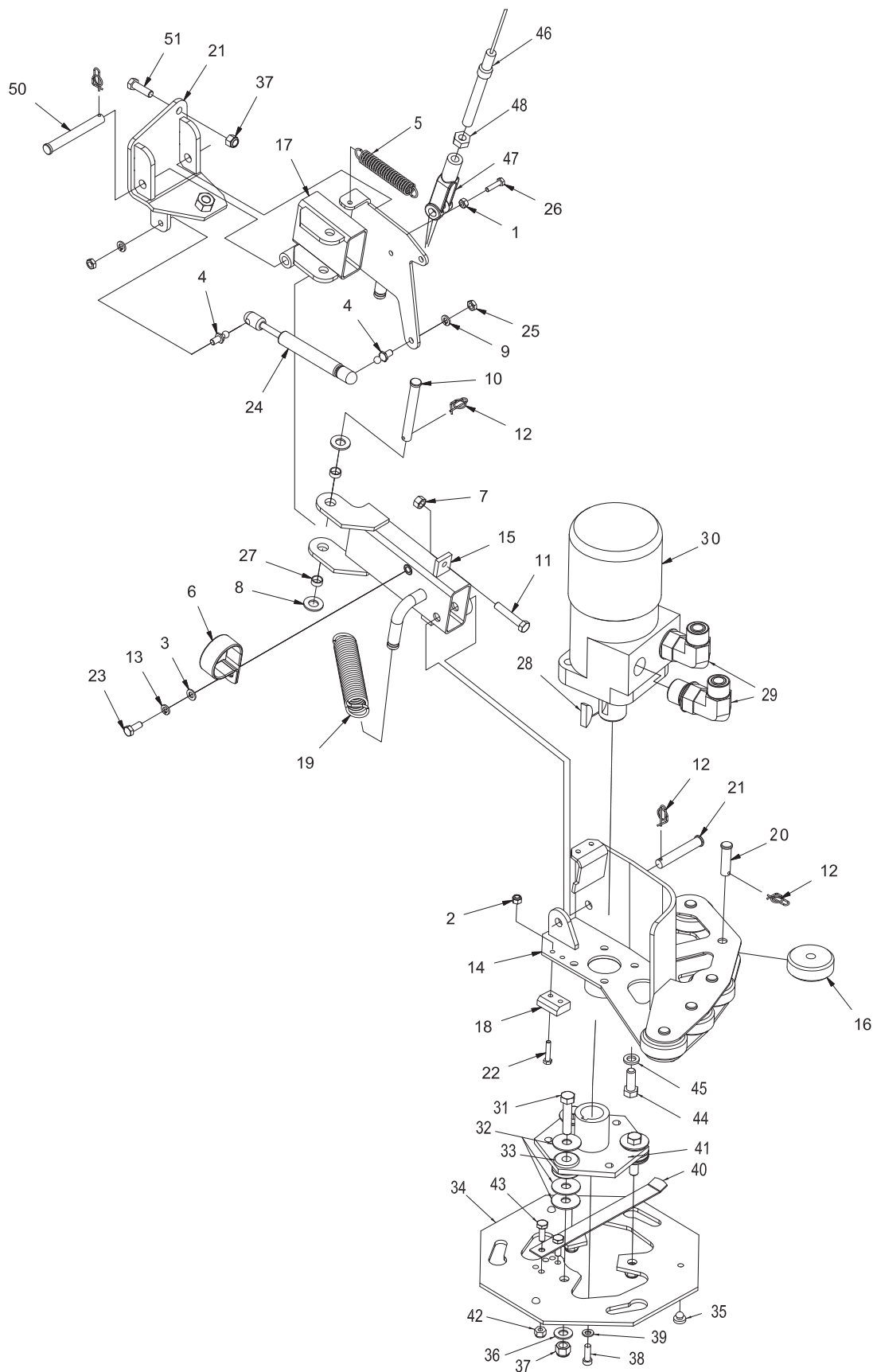
STEERING COLUMN				
ITEM	PART NO.	REQ'D	DESCRIPTION	HOSE
1	600260	1	KNOB LEVER	
2	600368	1	STEERING UNIT	
3	600569	2	RET RING-EXT .50 HD	
4	620057	1	NUT-JAM M16 x 1.50 ZP	
5	675511	1	FTG-STR THD CONNECTOR -4 ORFS TO -6 SA	675407
6	675515	1	FTG-STR THD CONNECTOR -6 ORFS TO -6 SA	675411
7	675552	2	FTG-STR THD 45 -6 ORFS TO -6 SAE	675409, 675410
8	711206	4	SCR-HH 1/4-20 X .87 ZP GR 5	
9	711379	2	NUT-FLANGED WIZZ 5/16-18 ZP	
10	742748	1	CIRCUIT BREAKER-BOOT	
11	750075	1	SHAFT - TILT STEERING PIVOT, AM9D	
12	3026924	1	CIRCUIT BREAKER-45AMP	
13	3300441	2	SWITCH-MOMENTARY STARTER, 12V	
14	610000	1	WHEEL-STEERING	
15	610001	1	STEERING WHEEL CAP, POWERBOSS	
16	3338622	1	WDT - TILT STEERING LOCK	
17	3338625LH	1	BRKT - TILT STEERING, LH	
18	3400035	2	SCR-HH 5/16-18 X 1.00 ZP GR 5	
19	3400383	8	WASHER-CONICAL SPRING 1/4	
20	3400384	2	WASHER-CONICAL SPRING 5/16	
21	11038072	4	SCR-HH M6-1.0 X 16 ZP CLASS 8.8	
22	12310058	2	WASHER-FLAT M10.5 X 20 X 2 ZP	
24	3338616PLH	1	WDT - AM9D TILT STEERING BOX, LH	
25	690396	1	COVER - PLT, TILT STEERING	
26	690160	1	DUST RING, STEERING, UPPER	
27	690152	1	DUST RING, STEERING	
28	712315	1	WASHER-LOCK 5/8 SPLIT ZP	

SIDE BROOM ASSEMBLY - DRIVE MOTOR, ARM, AND MOUNTING (PAGE 1 OF 2)



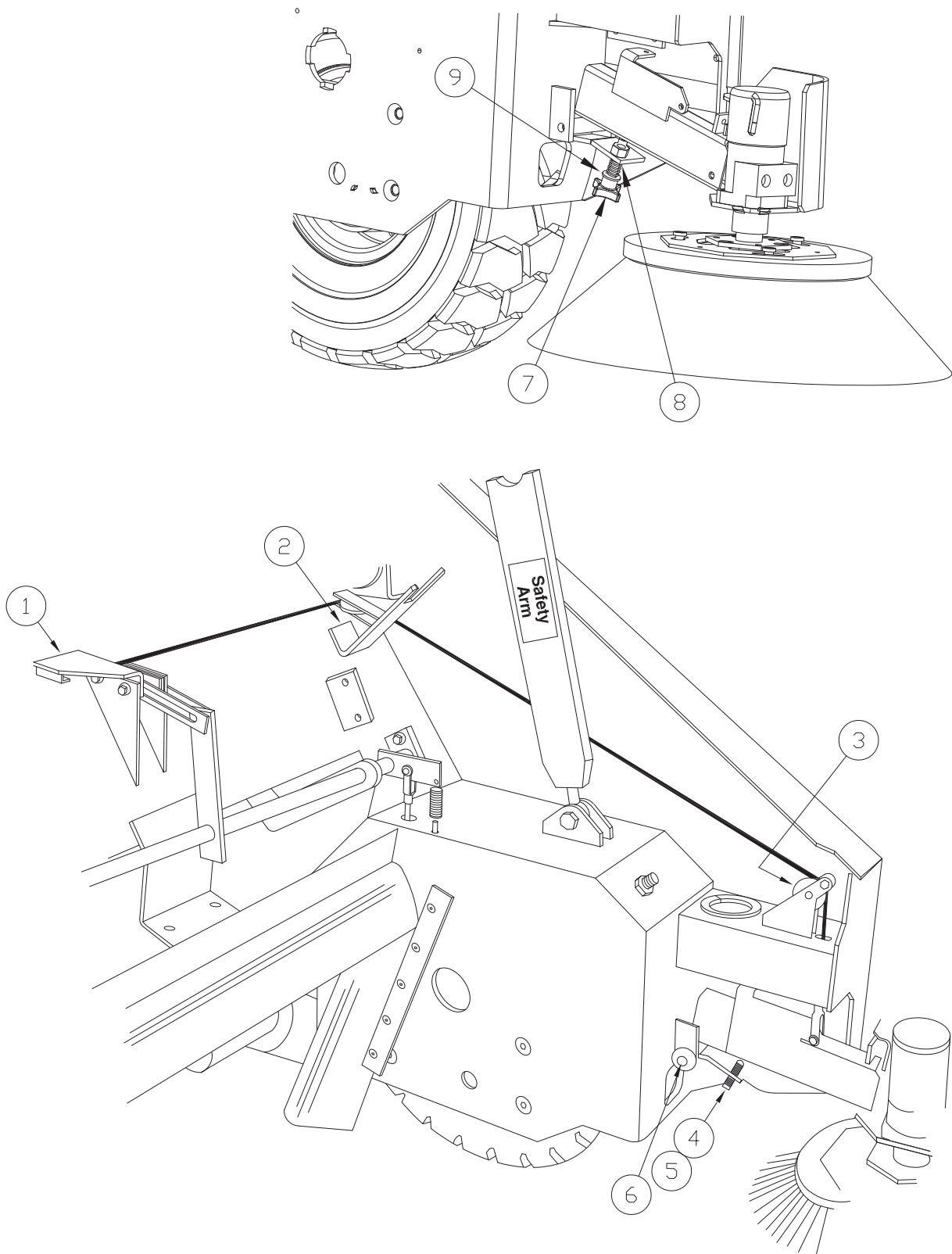
SIDE BROOM ASSEMBLY - DRIVE MOTOR, ARM, AND MOUNTING - 3307033LH			
ITEM	PART NO.	REQ'D	DESCRIPTION
1	12022042	1	NUT, M6-1.00 HEX
2	12040044	2	NUT, M6-1.00 ESN
3	12310041	1	WASHER, MB
4	3300376	2	STUD, 10MM BALL
5	3302599	1	SPRING, EXT, .160 W 1.25 OD 10.25 L SS
6	3343539	1	CLAMP, 2"
7	3400068	1	NUT, HEX 3/8-16
8	3400086	2	WASHER, 1/2, 1.063 X .531 X .094
9	3400102	2	LOCK WASHER, 5/16 HS MED
10	3400751	1	CLEVIS PIN, .50 X 4.00
11	3401454	1	BOLT, 3/8-16 X 2.00 HH FULL THD
12	600578	7	RUE-RING, .50
13	600959	1	LOCK WASHER, M8
14	690423	1	WELDMENT, SB MOTOR MNT
15	690456-1	1	ASSEMBLY, SB ARM
16	690459	5	ROLLER
17	690461	1	WELD, REAR SB ARM
18	690510	1	BUMPER, SIDE BROOM
19	690512	1	SPRING, EXT, .135 W 1.25 OD 5.5 L
20	712109	5	PIN-CLEVIS 1/2 X 1.75 ZP
21	3400751	1	PIN-CLEVIS 1/2 X 4.00 ZP
22	717021	2	SCR-HH M6-1.0 X 30 ZP CLASS 8.8
23	717024	1	SCR-HH M8-1.25 X 20 ZP GRADE 8.8
24	730902	1	GAS STRUT, 8.77 EXT X 3.00 STK, 200N

SIDE BROOM ASSEMBLY - DRIVE MOTOR, ARM, AND MOUNTING (PAGE 2 OF 2)



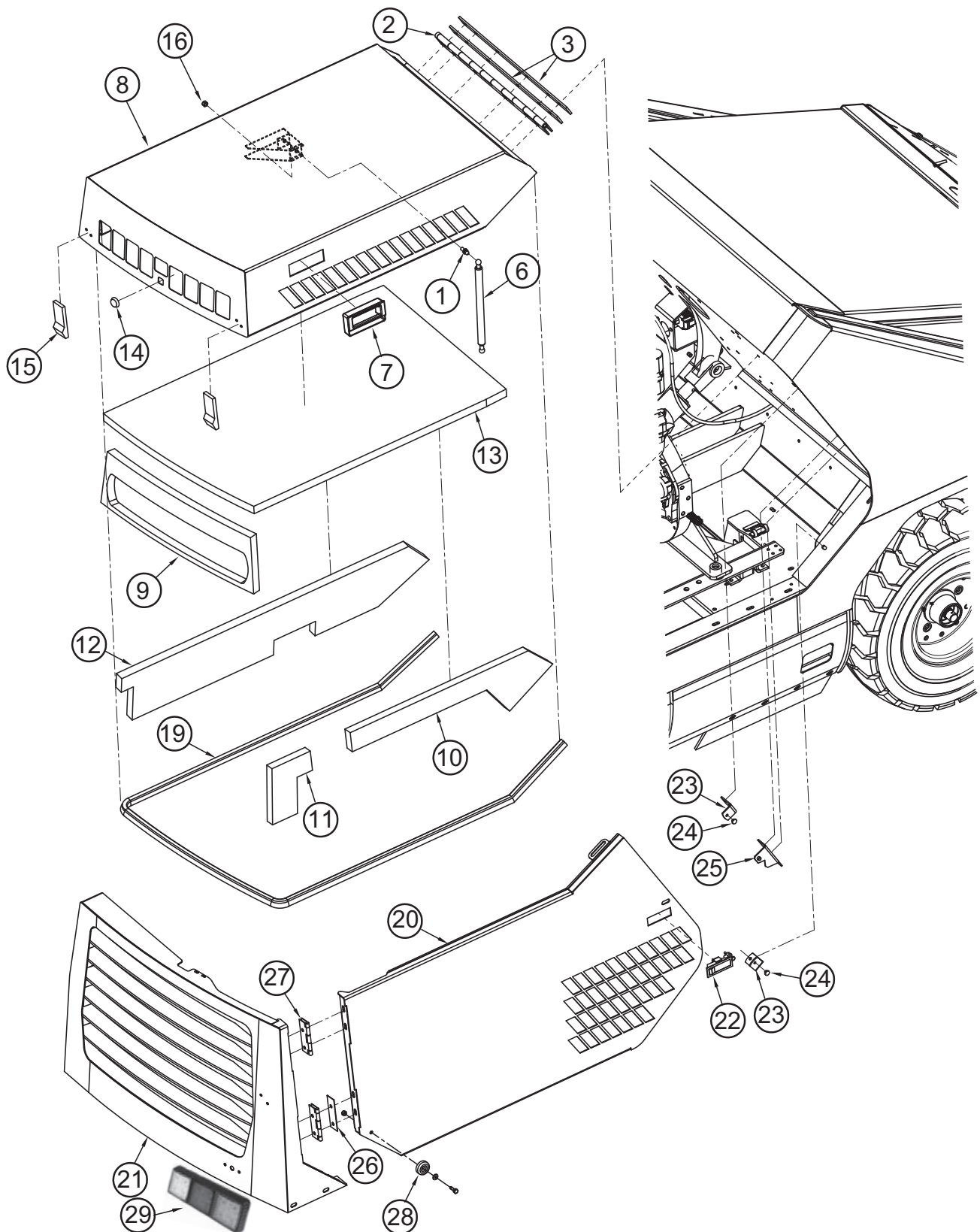
SIDE BROOM ASSEMBLY - DRIVE MOTOR, ARM, AND MOUNTING - 3307033LH			
ITEM	PART NO.	REQ'D	DESCRIPTION
25	730904	2	NUT-JAM 5/16 - 18 SS
26	731006	1	SCR-HH M6-1.00 X 25 ZP CLASS 8.8
27	714002	2	FIBERGLIDE BEARING, .500 ID .250 T
28	3330338	1	KEY-SHAFT D-FOSS CB/MB/SC MTRS (REPLACEMENT)
29	675528	2	FTG-STR THD ELBOW -8 ORFS TO -10 SAE
30	3316897	1	MOTOR-HYD CURB BROOM
31	3400027	3	SCR-HEX,3/8-16X1.75 ZP
32	3400278	9	WASHER-FENDER 3/8
33	3300465	3	ISOLATOR-RUBBER (.375IDx.81OD)
34	3301262	1	PLATE-GIMBAL SC HD
35	3300526	3	BUMPER-RUBBER 1/4IDx1/8 THK
36	3400087	3	WASHER-FLAT 3/8 STANDARD ZP
37	711380	3	NUT-NYLOC 3/8-16
38	3400049	1	SCR-SOCKET HEAD,1/4-20X0.75 NYLOCK
39	3400103	1	WASHER-LOCK 1/4 SPLIT ZP
40	3302058	1	BAR-CURB BROOM RETAINER
41	3300875	1	DRIVE HUB SC BR
42	711373	2	NUT-NYLOC 1/4-20
43	713002	2	BLT-HH 1/4-20 X .75 #5 ZINC
44	3400030	4	SCR-HEX,3/8-16X1.00, GRADE 5, ZP
45	3400101	4	WASHER-LOCK 3/8 SPLIT ZP
46	3335120	1	CABLE-SIDE BROOM
47	3307642	2	WASHER, 1/2, 1.063 X .531 X .094
48	3400069	1	NUT-HEX 5/16-24 ZP
49	690614	1	WELDMENT, LH SB MNT
50	712134	1	PIN-CLEVIS 1/2 X 3.00 ZP
51	713043	1	SCR-HH 3/8-16 X 1.25 ZP GR 5

SIDE BROOM ASSEMBLY - ADJUSTMENT COMPONENTS



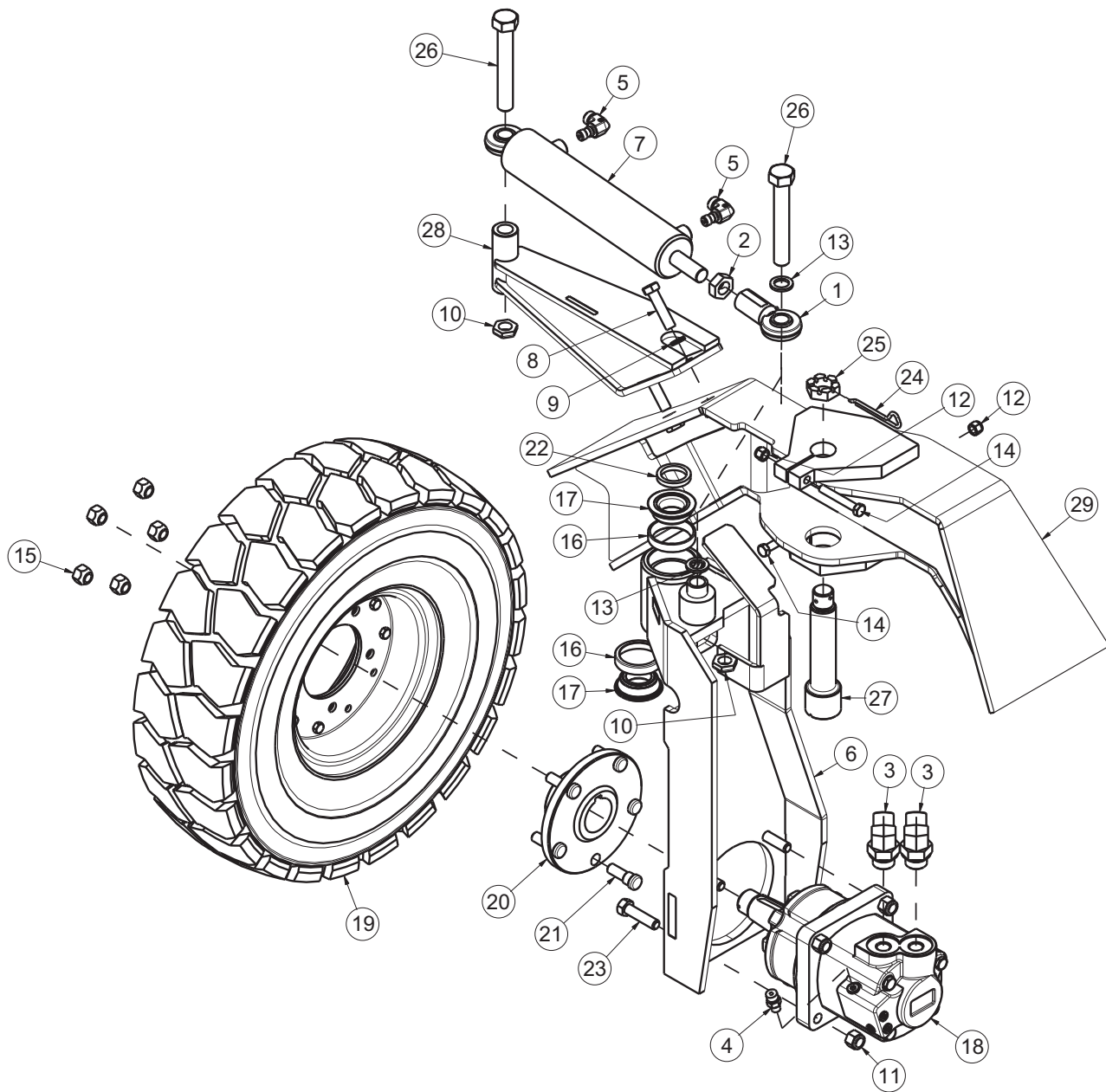
SIDE BROOM ASSEMBLY - ADJUSTMENT COMPONENTS			
ITEM	PART NO.	REQ'D	DESCRIPTION
1	3307861LH	1	WELDMENT-PULLEY MOUNT #3, LH
2	3307865LH	1	WELDMENT-SAFETY ARM RETAINER/PULLEY MOUNT, LH
3	3300368	3	PULLEY-PLASTIC φ2", φ.25" GROOVE
4	3400404	1	SCR-SET,1/2-20X3.00
5	3400449	1	NUT-HEX JAM 1/2-20 (NOT SHOWN)
6	620027	1	PIN-CLEVIS 1/2 X 4-1/2
7	3400404	1	SCR-SET,1/2-20X3.00
8	3400449	1	NUT-HEX JAM 1/2-20 ZP
9	3400086	1	WASHER-FLAT 1/2 STANDARD ZP

ENGINE COVER, SIDE DOOR, LATCH & REAR GRILL



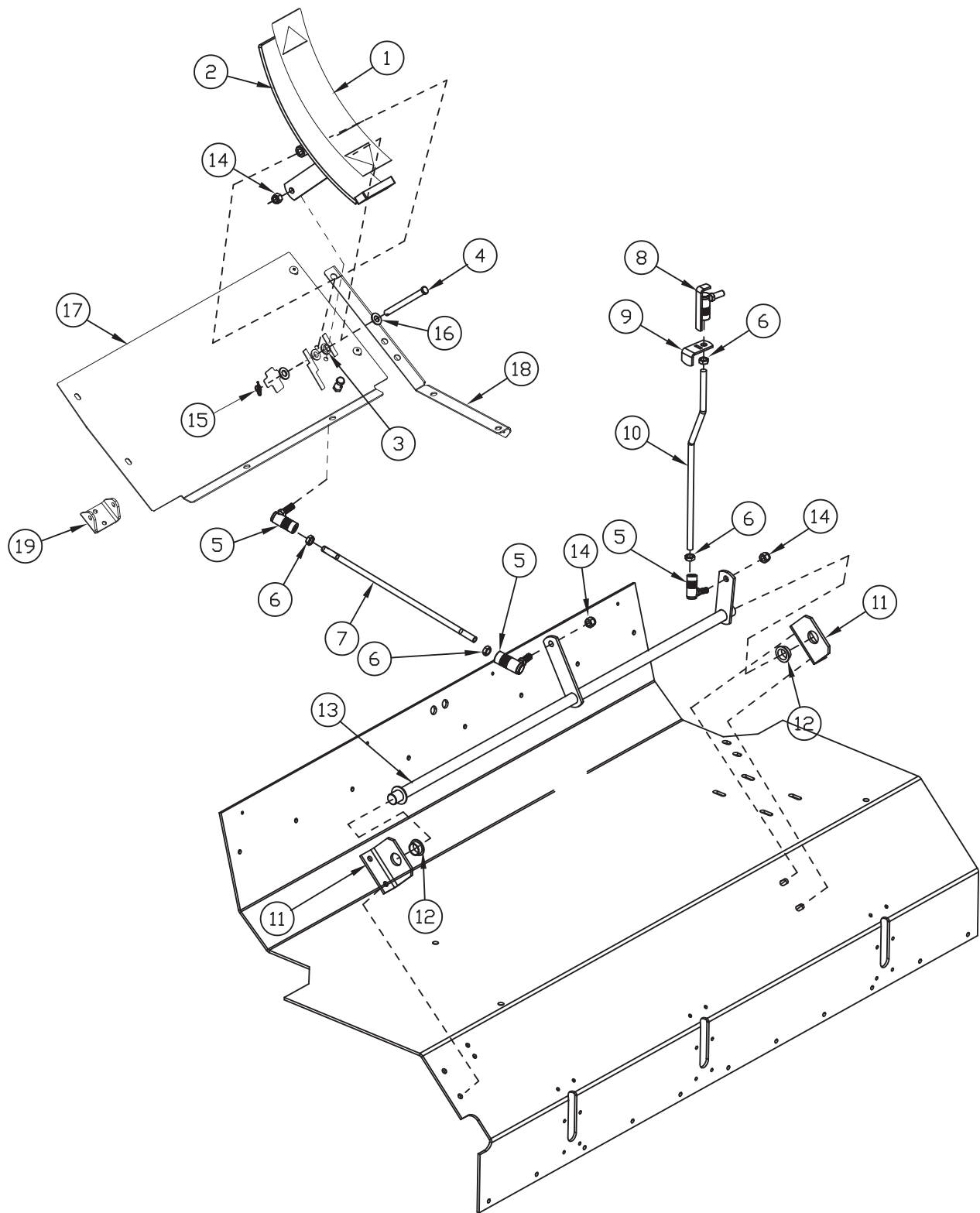
ENGINE COVER, SIDE DOOR, LATCH & REAR GRILL			
ITEM	PART NO.	REQ'D	DESCRIPTION
1	3300376	1	STUD-BALL 10MM
2	3307503LH	1	HINGE ENGINE COVER, LH
3	3307504	2	SPACER ENGINE COVER HINGE FRAME SIDE
6	3308767L	1	GAS SPRING-8" STROKE, LOCKING
7	3335146	1	HANDLE - RECESSED NYLON INSET (.07-.13 WALL)
8	3336780BRMLH	1	ENGINE COVER AM9D , BURGUNDY, LH
9	690129	1	INSULATION - ENG COVER BACK
10	690127LH	1	INSULATION - ENG COVER LH FRONT PANEL, LH
11	690128LH	1	INSULATION - ENG COVER LH BACK PANEL, LH
12	690130LH	1	INSULATION - ENG COVER RT 9X, LH
13	690131LH	1	INSULATION - ENG COVER TOP 9X, LH
14	3330356	1	PLUG-PLASTIC HOLE, 3/4, 7 GA
15	3307719	2	LATCH-RUBBER SOFT
16	711374	1	NUT-HEX 5/16-18 ES
19	3500198	8.5'	SEAL-TRIM 90 DEG. MOUNT
20	3336786BRMLH	1	SIDE DOOR AM9D, BURGUNDY, LH
21	3335437BRMLH	1	RADIATOR GUARD AM9D , BURGUNDY, LH
22	3300380	1	LATCH ASSY-#C2-10-301-50
23	3335015	2	PLATE-STOP, SIDE DOOR, ARMA PLATED
24	3300526	2	BUMPER-RUBBER 1/4IDx1/8 THK
25	3335174LH	1	SIDE DOOR STRIKE ARMA, LH
26	3307560	-	SPACER-METAL, 0.060" SIDE DOOR SW/A
27	3307513LH	2	HINGE-SIDE DOOR, LH
28	3302482	1	BUMPER-RUBBER, 1.5" DIA, 5/8 THK
29	690543-1	1	LIGHT ASSY, LED REAR COMBO (SET OF 2)

REAR DRIVE ASSEMBLY



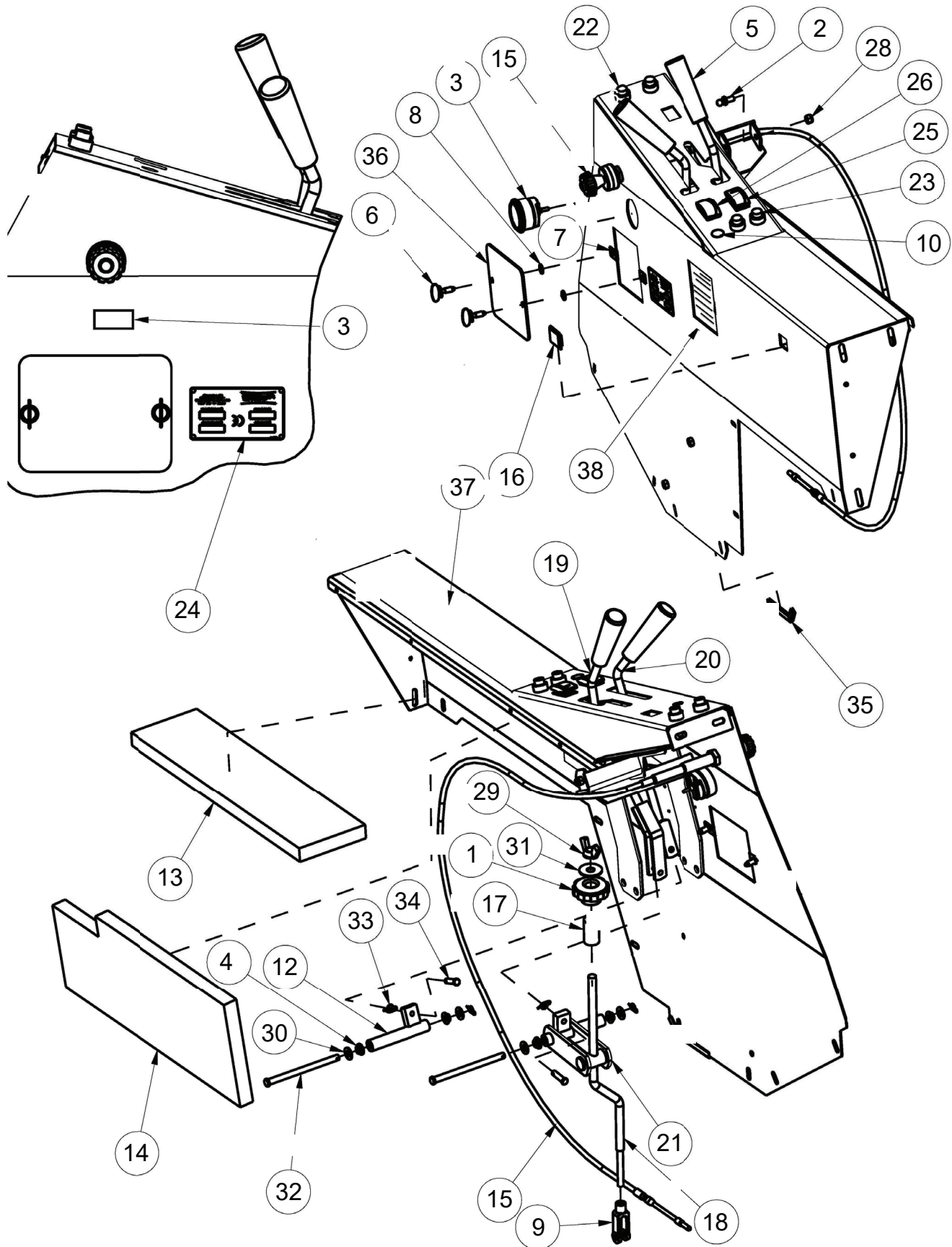
REAR DRIVE ASSEMBLY			
ITEM	PART NO.	REQ'D	DESCRIPTION
1	600178	1	ROD END FEM 3/4-16 W/ZERK
2	600939	1	NUT 3/4-16 JAM
3	675501	2	FTG-45 DEG STR ELBOW -10 ORFS TO -12 SAE
4	675508	1	FTG-STR THD CONNECTOR -4 ORFS TO -4 SA
5	675518	2	FTG-STR THD ELBOW -6 ORFS TO -5 SAE
6	690003LH	1	CYL STEERING FORK, LH
7	690025	1	STEERING CYL
8	710120	2	SCREW, HHCS, 1/2-13 X 2 GRD 8
9	710121	2	WASHER, NORDLOCK (2PC), 1/2 CARBON STEEL
10	710122	2	NUT, 3/4-10, NYLON LOCKING, LOW PROFILE
11	711376	4	NUT-NYLOC 1/2-13
12	711380	2	NUT-NYLOC 3/8-16 NUT
13	712318	2	WSR- FLAT .75 X 1.12 X .12 PL
14	713048	2	BLT-HH 3/8-16 X 2 1/2 #5
15	3300411	5	NUT-WHEEL LUG, 1/2-20 UNF
16	3300470	2	BEARING-TAPERED ROL CUP
17	3300471	2	BEARING-TAPERED ROLCONE W/SEAL
18	3306809	1	MOTOR - HYD, 400 SERIES
19	3307021	1	ASSY-TIRE REAR
20	3307347P	1	HUB-REAR SW/A, BLACK
21	3304348	5	STUD - WHEEL, 1/2-20X 1.63 (REAR SW/A)
22	3337860	1	SPACER-STEERING FORK
23	3400020	4	SCR-HEX, 1/2-13 X 2.00 ZP
24	3400120	1	PIN-COTTER 5/32 X 2.00 ZP
25	3400223	1	NUT-SLOTTED, 1-20 UNEF
26	3400422	2	SCR-HEX, 3/4-10 X 5.00 ZP
27	3307349P	1	PIN - REAR FORK
28	3317370PLH	1	WELDMENT-CYL STEERING MOUNT, LH
29	REF	1	WELDMENT- FRAME, AM9D/9X

DIRECTIONAL CONTROL LINKAGE ASSEMBLY



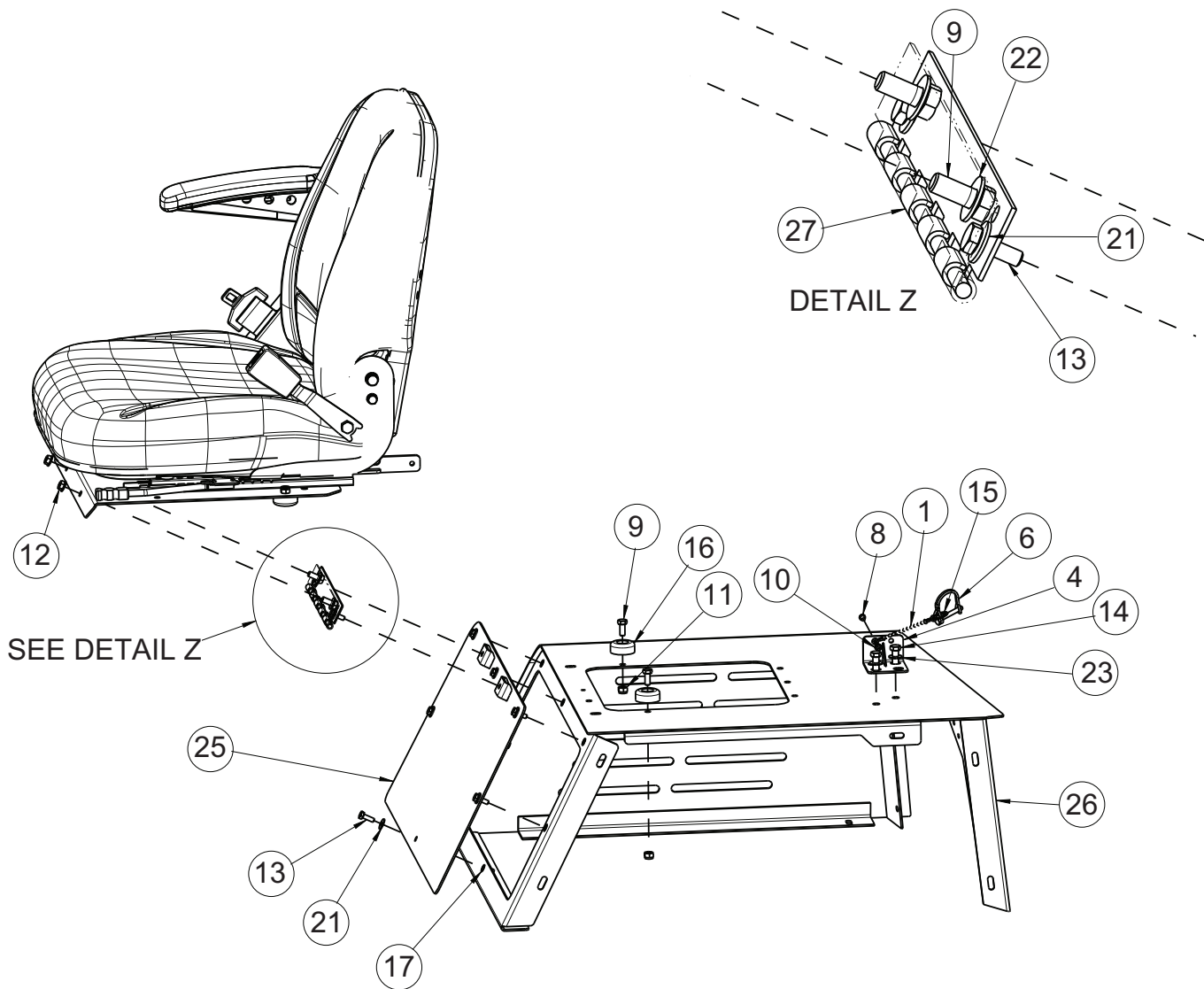
DIRECTIONAL CONTROL LINKAGE ASSEMBLY			
ITEM	PART NO.	REQ'D	DESCRIPTION
1	3335609	1	PAD-FOOT PEDAL, ANTI-SKID, 2" X 9.5"
2	3337390	1	PEDAL - FWD/REV, 1-PC
3	3300414	2	BUSHING-PLASTIC FLANGED, .375IDx.50OD
4	711681	1	PIN-CLEVIS, 3/8x4
5	3300461	2	BALL JOINT-3/8-24
6	3400075	4	NUT-JAM, 3/8-24
7	3307222	1	ROD-DIRECTIONAL CONTROL, DIESEL
8	3307611	1	QUICK RELEASE- FWD/REV
9	3307613	1	HANDLE-QUICK RELEASE
10	3307938	1	ROD-DIRECTIONAL CONTROL DIESEL
11	3307223	2	MOUNT-DIRECTIONAL CONTROL BUSHING
12	3307220	2	BUSHING-PLASTIC FLANGED, .76IDx.88OD
13	690405	1	DIRECTIONAL TORQUE TUBE, LH
14	3400342	4	NUT-HEX 3/8-24 ES ZP
15	3400125	1	PIN-COTTER 3/8 RUE-RING
16	3400087	1	WASHER-FLAT 3/8 STANDARD ZP
17	690402	1	FLOOR BOARD - UPPER, AM9D, LH
18	3337542LH	1	ASSY - 9XR FLOORBOARD LEDGE, LH
19	3337389	1	MOUNT - FWD/REV PEDAL

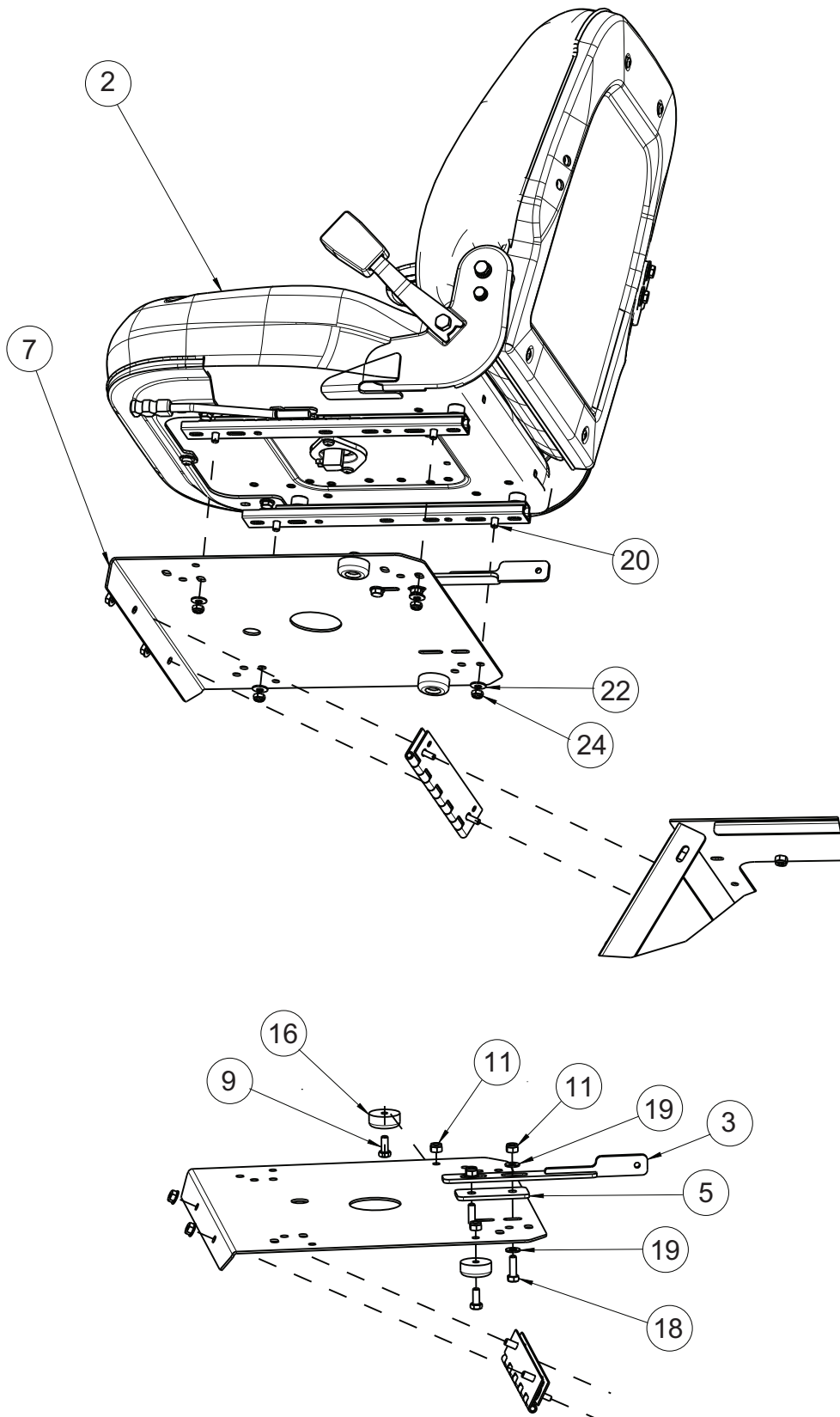
CONSOLE ASSEMBLY



CONSOLE ASSEMBLY			
ITEM	PART NO.	REQ'D	DESCRIPTION
1	3300352	1	KNOB-MB LIFT ADJ
2	3300376	1	STUD-BALL, GAS SPRING, 5/16-18
3	3336094	1	GAUGE-HOURMETER, DIGITAL, SNAP (AFTER SN-18168059)
4	3300414	4	BUSHING-PLASTIC 3/8IDx1/2OD
5	600264	2	HANDLE CONTURED
6	3301147	2	SCR-5/16 ACME THD, WING HEAD,
7	3301155	2	CLIPNUT-5/16-18
8	711744	2	RETAINER 5/16 PUSH NUT BOLT
9	3301447	1	CLEVIS WITH PIN AND COTTER
10	3301669	1	PLUG-PLASTIC, 11/16 DIA
12	3307614	1	WELD-PIVOT SB LIFT
13	3307846	1	INSULATION-CONSOLE TOP
14	3307847LH	1	INSULATION-DRIVER COMP SIDE, LH
15	3337966	1	CABLE- THROTTLE
16	3323529	1	PLUG-CARLING CONTURA SWITCH
17	3333672	1	SPACER-MB LIFT ROD
18	3334984	1	ROD-MAIN BROOM, LOWER
19	3338296LH	1	WELD-ROD,MAIN BROOM, UPPER, ZP, LH
20	3338297LH	1	WELD-ROD,SIDE BROOM, UPPER, ZP, LH
21	3335112PLH	1	WELD-LIFT ARM, MAIN BROOM, LH
22	3342905	1	ASSY- INDICATOR LIGHT RED W/PACKARDTERMS
23	3342905	1	ASSY- INDICATOR LIGHT RED W/PACKARDTERMS
24	715731	1	ID PLATE-SERIAL# INFO
25	3342705	1	SWITCH-BASE, DPST CONTURA ROCKER
26	3343912	1	SW-ROCKER CONTURA DPDT ON-OFF
28	711374	1	NUT-NYLOC 5/16-18
29	3400084	1	NUT-WING 1/2-13
30	3400087	4	WASHER-FLAT 3/8 STANDARD ZP
31	3400091	1	WASHER-FENDER 1/2 ZP
32	3400113	4	PIN-CLEVIS 3/8x5-1/2 ZP
33	3400125	4	PIN-COTTER 3/8 RUE-RING
34	3400185	2	PIN-CLEVIS 5/16x1-1/4
35	3500118		EDGING-VINYL TRIM 1/8" X 250' (Sold Per Foot)
36	650150BR	1	COVER BROOM ADJ, AM9D BURGUNDY
37	3335003BRMLH	1	CONSOLE, AM9D, BURGUNDY, LH
38	3301854	1	DECAL-CAUTION, 5x4.50"

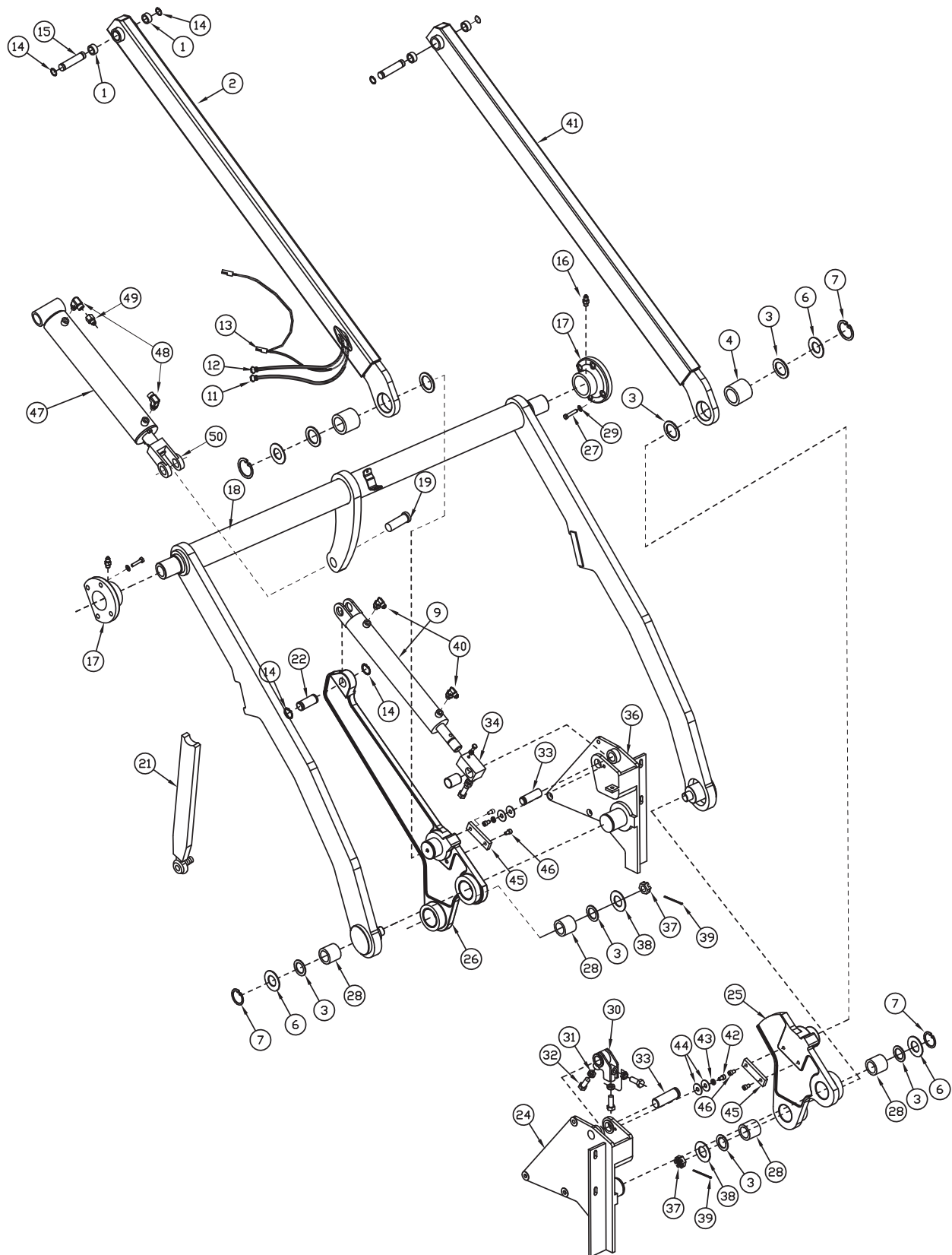
SEAT, FLOOR PAN & TAIL LIGHT





SEAT, FLOOR PAN & TAIL LIGHT			
ITEM	PART NO.	REQ'D	DESCRIPTION
1	283197	1	CHAIN, BEADED SS W/ EYELETS
2	623002	1	SEAT, STANDARD W/SEAT BELT, LH
3	690762	1	WELDMENT, SEAT LATCH ARM, 9X
4	690765	1	WELDMENT, SEAT LATCH, 9X
5	690767	1	BAR, SPACER, SEAT LATCH, 9X
6	690780	1	PIN, 1/4" DIA X 1-1/8", LOCK RETAINER
7	690830	1	MNT-SEAT AM9D/9X
8	710355	1	SCR-RHMS 10-32 X .50 ZP
9	711228	6	SCR-HH 5/16-18 X .75 ZP GR 5
10	711350	1	NUT-NYLOC 10-32 ZP
11	711374	6	NUT-NYLOC 5/16-18 ZP
12	711379	2	NUT-FLANGED WIZZ 5/16-18 ZP
13	713002	8	SCR-HH 1/4-20 X .75 ZP 5
14	713042	2	SCR-HH 3/8-16 X 1.00 ZP GR 5
15	760142	1	RING-SPLIT, 0.97 OD, 0.802 ID, 0.110 THK
16	3302482	4	BUMPER-RUBBER, 1.5" DIA, 5/8 THK
17	3322188	6	INSERT-1/4-20 UNC THRDDED, GRIP .165-.260
18	3400035	2	SCR-HH 5/16-18 X 1.00 ZP GR 5
19	3400088	4	WASHER-FLAT 5/16 X.688 X .065 ZP
20	3400207	4	SCR-HH 5/16-18 X 0.50 ZP GR 5
21	3400383	8	WASHER-CONICAL SPRING 1/4
22	3400384	6	WASHER-CONICAL SPRING 5/16
23	3400385	2	WASHER-CONICAL SPRING 3/8
24	3401098	4	NUT-JAM 5/16-18 ZP NYLOC
25	3333733PLH	1	PLATE-ACCESS SEAT CLIP, 9X/10X, LH
26	3335027MLH	1	CLIP, SEAT AM9D , DARK GRAY, LH
27	3335033P	1	HINGE-UNIVERSAL SEAT MNT, AM9D
	3307587	1	FLOOR MAT-SMALL (NOT SHOWN)
	3307588	1	FLOOR MAT-LARGE (NOT SHOWN)
	690402	1	FLOOR BOARD - UPPER, LH (NOT SHOWN)
	3337388P	1	FLOOR BOARD - LOWER (NOT SHOWN)

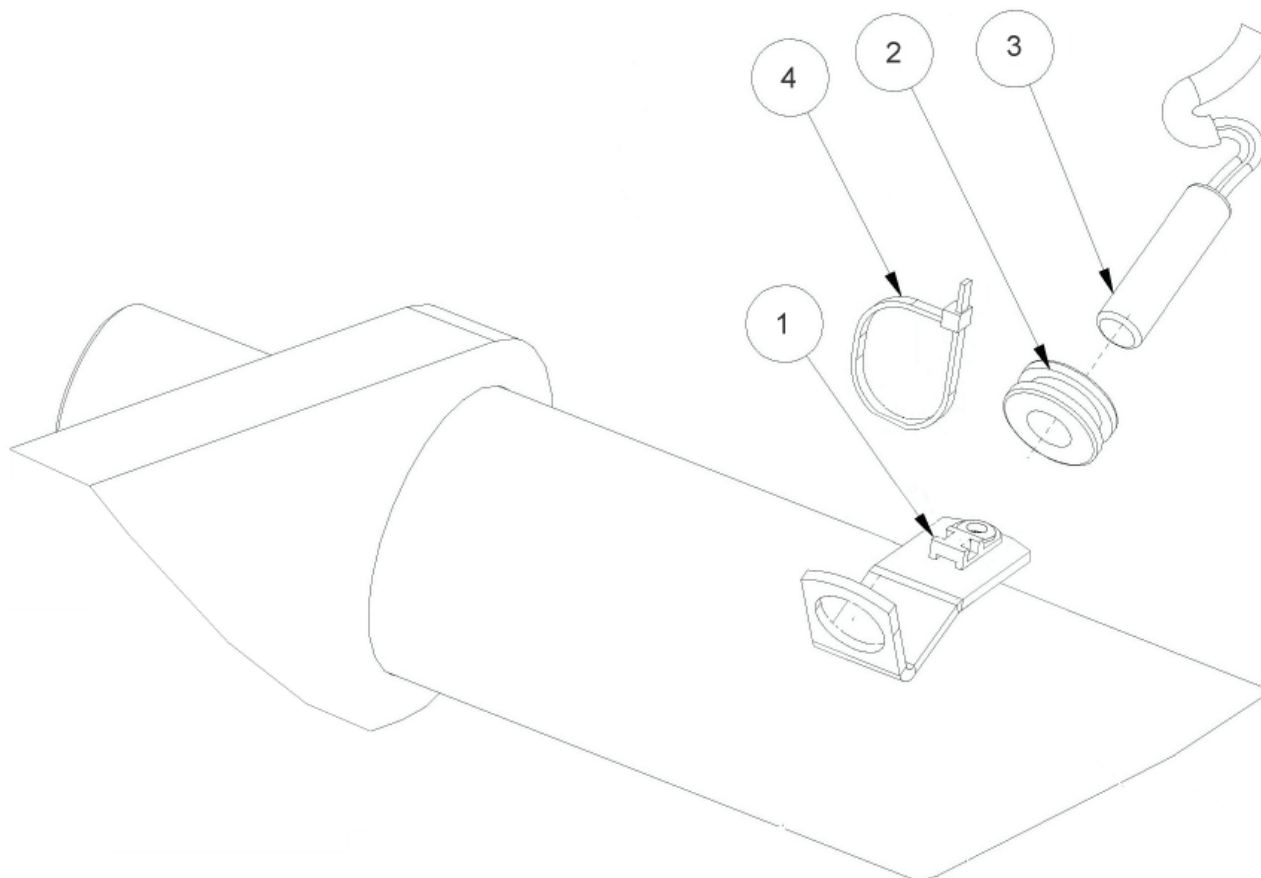
LIFT & ROTATION CYLINDERS, HYDRAULIC HOSES



LIFT & ROTATION CYLINDERS, HYDRAULIC HOSES

ITEM	PART NO.	REQ'D	DESCRIPTION
1	33LH	4	BEARING-1.12 ODx1.00 IDx.75
2	3334551P	1	LIFT ARM-UPPER RH 9X
3	3400177	8	BEARING-THRUST 2.06 IDx3.25 OD
4	3300836	2	BEARING-2.18 ODx2.00 IDx.75
6	3300882	4	WASHER-HD 3.25 ODx2.00 ID
7	3301709	4	RING-RETAINING, EXT 2.00 DIA
9	3316890	1	CYLINDER-HYD, ROTATION HOPPER LIFT
11	675420LH	1	HYD HOSE - NEED VALVE TO ROT CYL, LH
12	675421LH	1	HYD HOSE - ROT CYL TO CONT VALVE, LH
13	3336963P	1	HARNES - LIFT ARM
14	3301998	6	RING-RETAINING, EXT .940 DIA
15	3307430	2	PIN-UPPER LIFT ARM, .998 DIA,
16	3400012	2	FTG-GREASE 3/16
17	3307605P	2	ASSEMBLY-DUMP ARM MOUNT
18	3307305MLH	1	LIFT ARM-HOPPER 9X DARK GRAY, LH
19	3335285	1	PIN, LIFT CYL, ROD END
21	3343821LH	1	ASSY- SAFETY ARM W/ BALL JOINT, LH
22	3307607	1	PIN-ROTATION CYL, .998 DIA,
24	3335361P	1	PIVOT-HOPPER LH
25	3332416	1	ARM-ROTATION (W/PRESSED BEARINGS #28)
26	3307074	1	ARM-HOPPER ROTATION (W/PRESSED BEARINGS #28)
27	712162	8	SCREW, SHCS 7/16-14 X 1-1/2 STEEL ZINC
28	3300840	4	BEARING-2.18 ODx2.00 IDx1.50
29	3401570-11	8	WASHER-NORD-LOCK, 7/16, ZP
30	3336997	1	WELD - HOPPER ROTATE STOP
31	3400449	3	NUT-HEX JAM 1/2-20 ES
32	3400326	3	SCR-HH 1/2-20X1.25 GR 5 ZP
33	3307606	1	PIN-FRONT ROTATION CYL, .998 DIA,
34	3317119	1	ASSY- BLOCK ROTATION RH
36	3317364P	1	PIVOT-HOPPER RH
37	3400076	2	NUT-HEX JAM SLOTTED, 1-14
38	3300879	2	WASHER-HD 3.25 ODx1.00 ID
39	3400122	2	PIN-COTTER 1/8 X 2.00 ZP
40	675507	2	FTG-STR THD ELBOW -4 ORFS TO -4 SAE
41	3334454P	1	LIFT ARM-UPPER LH 9X
42	3400219	2	SCR-SOC,5/16-18X0.50 ZP
43	3400102	2	WASHER-LOCK 5/16 SPLIT ZP
44	3400278	4	WASHER-FENDER 3/8 ZP
45	3321377	2	TOP-ROTATION CYL MNT ARMA
46	711239	4	SCR-HEX 3/8-16 X 1.00 GR8 ZP
47	3307243	1	ASSY, CYLINDER-HYD HOPPER LIFT
48	675518	2	FTG-STR THD ELBOW -6 ORFS TO -5 SAE
49	675550	4	FITTING ORIFICE .047 #6
50	3339955	1	CLEVIS-LIFT ARM 1.0 DIA. PIN 1.00-14 TD

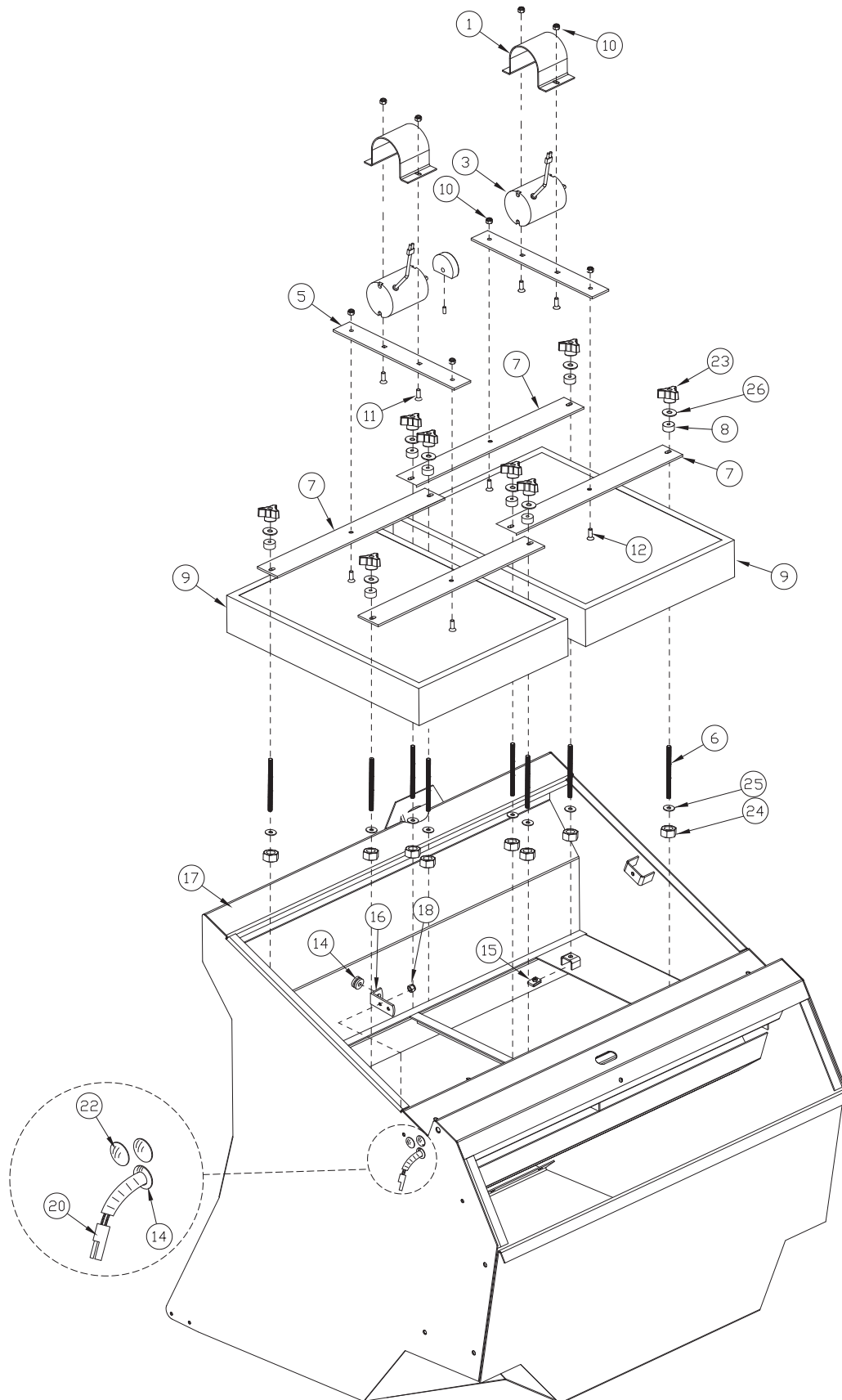
RTR SWITCH DETAIL LIFT ARM



RTR SWITCH DETAIL LIFT ARM			
ITEM	PART NO.	REQ'D	DESCRIPTION
1	3302472	1	MOUNT-WIRE TIE LOW PROFILE
2	3311564	1	GROMMET-RUBBER, 1/2 ID
3	3336963P	1	HARNESS - LIFT ARM, ARMA TIER II
4	828062-B	1	TIE-WIRE BLACK

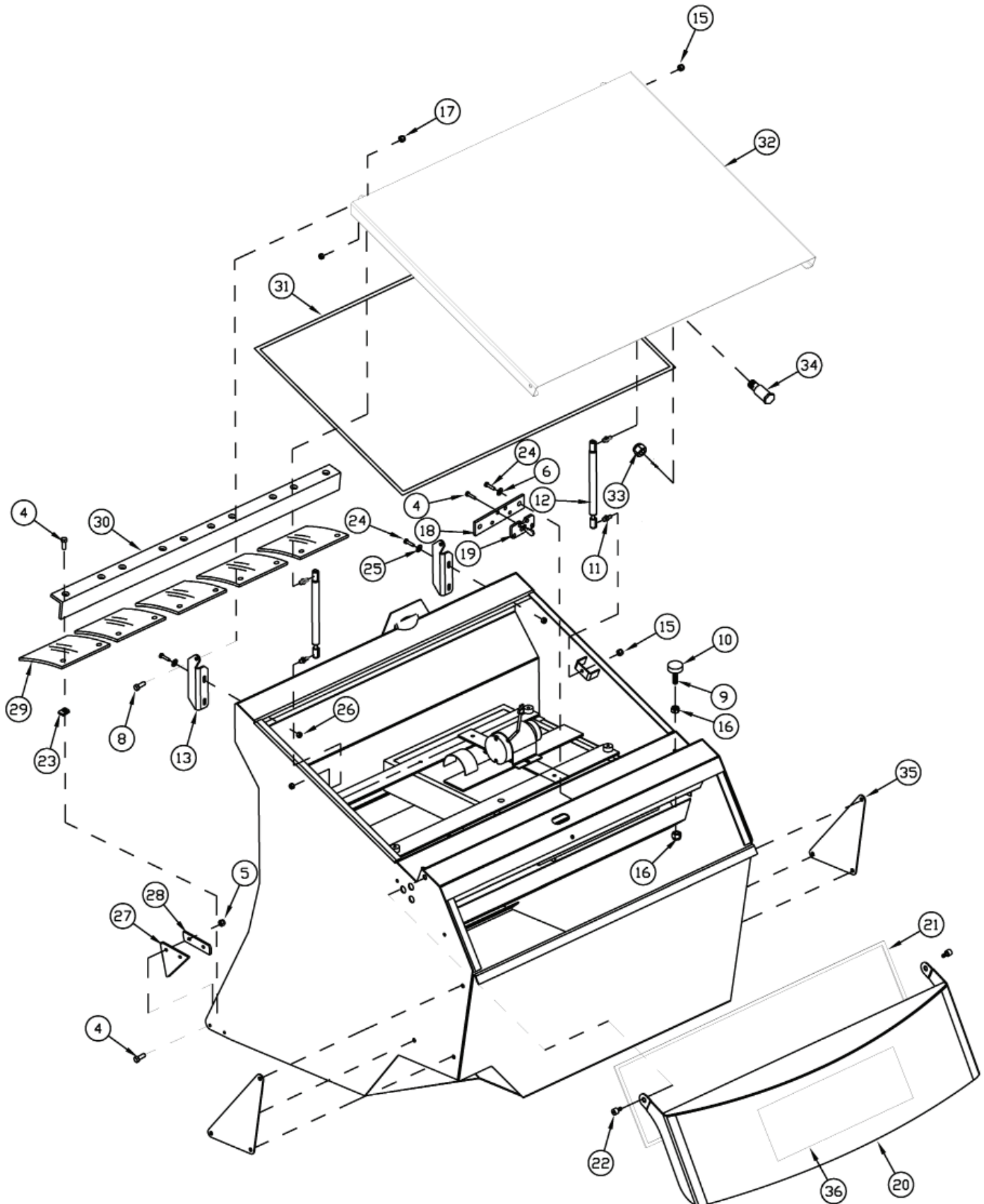
THIS PAGE IS INTENTIONALLY LEFT BLANK

HOPPER - FILTER AND SHAKER MOTOR COMPONENTS



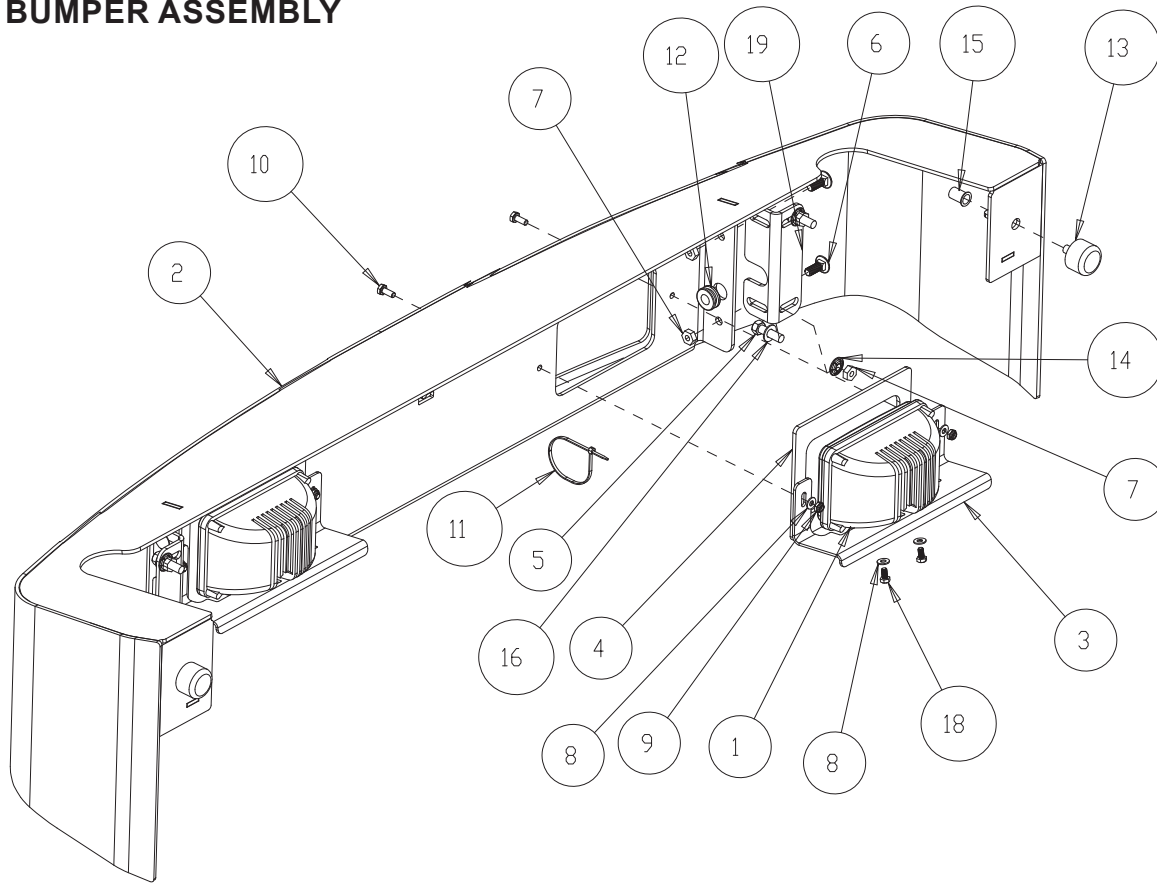
HOPPER - FILTER AND SHAKER MOTOR COMPONENTS			
ITEM	PART NO.	REQ'D	DESCRIPTION
1	750073	2	BRACKET SHAKER MOTOR
3	748149-1	2	ASSY, SHAKER MOTOR W/CONNECTOR
5	3300917	2	BAR-FILTER RETAINER
6	3334676	8	ROD-5/16-18x4.63, FILTER TIE DOWN
7	3300919	4	BAR-FILTER SHAKER
8	3307850	8	ISOLATOR-RUBBER, .25IDx1ODx.50THK, SW/A
9	690677	2	FILTER-9X (18 X 24 X 3.19 NOM) ALUM
10	711374	8	NUT-NYLOC 5/16-18
11	70-516-16	4	BLT-CARR 5/16-18 X 1 ZINC
12	3401070	4	SCR-FHSCS 5/16-18 X 1.0 ZP HEX DRIVE
14	3311564	3	GROMMET-RUBBER, 1/2 ID
15	832829	8	NUT-U TYPE 5/16-18
16	3336778	1	BRACKET- FOR SWITCH BALL (# 2 RTR LIGHT)
17	690483-SBR	1	HOPPER, AM9D, DUAL FILTER, ORANGE
18	3400484	1	RIVET-AVDEL 3/16 X .602
20	3336964P	1	HARNESS - HOPPER, ARMA
22	3330356	2	PLUG-PLASTIC HOLE, 3/4, 7 GA
23	210118	8	KNOB-3 SIDED 5/16 NYLOC
24	3400070	8	NUT-HEX 5/16-18 ZP GR 5
25	3400102	8	WASHER-LOCK 5/16 SPLIT ZP
26	3400233	8	WASHER-FENDER 5/16 X 1.00 ZP

HOPPER - COVER AND LATCH COMPONENTS



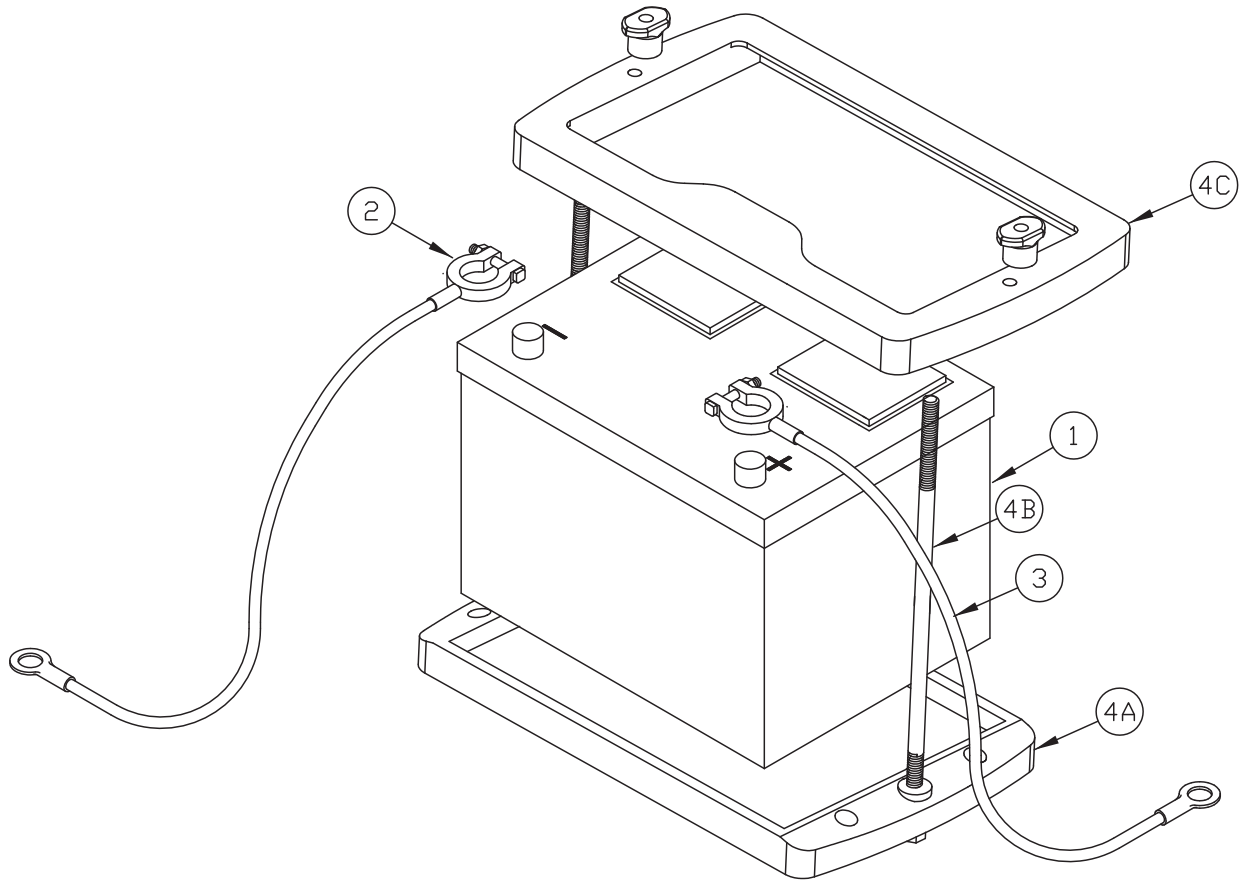
HOPPER - COVER AND LATCH COMPONENTS			
ITEM	PART NO.	REQ'D	DESCRIPTION
4	3401460	20	SCR-THMS 1/4-20 X .75 PHIL 18-8 SS
8	3400052	2	SCR-SHOULDER 5/16 DIA X 1/4 ZP
9	3400355	2	SCR-LEVEL BOLT, 3/8-16x2.50
10	3304624	2	CAP-RUBBER BUMPER, (USED WITH #10 ABOVE)
11	3300376	4	STUD-BALL, GAS SPRING, 5/16-18 THRD, .391 DIA.
12	3305006	2	SPRING-GAS 5" STROKE, 14.5" EXTENDED (100 LBF)
13	3307469	2	HINGE-FILTER COVER, ,
15	3400070	4	NUT-HEX 5/16-18 ZP
16	711439	2	NUT-FLANGED WIZZ 3/8-16
17	3401021	2	NUT-HEX ELASTIC JAM 1/4-20 #8 ZP
18	3307468	1	BAR-FILTER LATCH, ,
19	3307247	1	LATCH-RH BROOM DOOR
20	3316862BRM	1	LID-HOPPER AM9D BURGUNDY
21	3318739	120"	WEATHERSTRIPPING-RUBBER SPONGE
22	3400170	2	SCR-HSS 1/2x.31,
23	3301146	10	CLIPNUT-1/4-20 ZP
24	3401460	4	SCR-THMS 1/4-20 X .75 PHIL 18-8 SS
25	3400384	4	WASHER-CONICAL SPRING 5/16
26	711379	4	NUT-FLANGED WIZZ 5/16-18
27	3307842	2	FLAP-HOPPER SIDE
28	3307843	2	RETAINER-FLAP HOPPER SIDE
29	3307720	5	FLAP-HOPPER FRONT
30	3307721	1	RETAINER-HOPPER FLAP
31	3500198	134"	SEAL-TRIM 90 DEG. MOUNT
32	3307460BRM	1	HOOD-HOPPER AM9D , BURGUNDY
33	3400394	1	NUT-FLANGE LOCK 7/16-14
34	3338592	1	BOLT-STRIKER .675 (17.1mm) DIA.
35	3307743	2	PLATE HOPPER BACKING
36	651001	1	DECAL-"POWERBOSS" LOGO

FRONT BUMPER ASSEMBLY



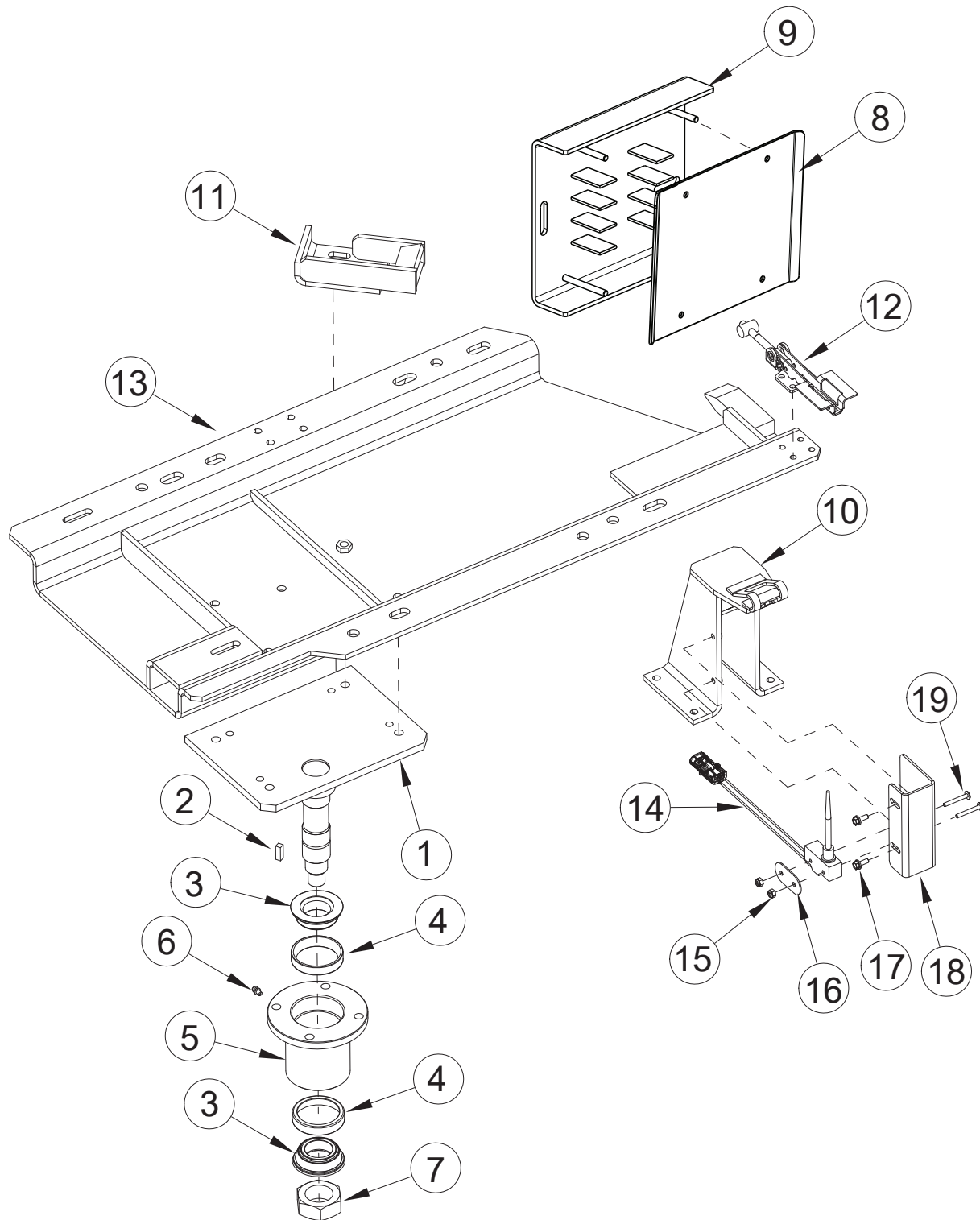
FRONT BUMPER ASSEMBLY			
ITEM	PART NO.	REQ'D	DESCRIPTION
1	690082-1	2	HEADLIGHT ASSY, OLS 6X4 LED
2	690493	1	BUMPER, FRONT - 9X (CURVED VERSION)
3	690525	2	BRKT, HEADLIGHT MOUNT - 9X, 6X
4	690526	2	GASKET, HEADLIGHT MOUNT - 9X, 6X
5	711250	4	SCR-HH 3/8-16 X 1.25 ZP GR 5
6	711253	4	BLT-CARR 3/8-16 X 1.00 ZP GR 5
7	711439	8	NUT-FLANGED WIZZ 3/8-16 ZP
8	711504	8	WASHER-FLAT 1/4 SS
9	711688	4	NUT-JAM 1/4-20 NYLOC SS
10	713001	4	SCR-HH 1/4-20 X .62 PLAIN GR 5
11	828062-B	1	CABLE TIE-LARGE (BLACK)
12	3311564	1	GROMMET-RUBBER, 1/2 ID
13	3316871	2	BUMPER-RUBR 1.50" DIAx1" THK 3/8-16 STUD
14	3316981	4	NUT-PUSH RETAINER 3/8 BOLT, 25/32 OD ZP
15	3322186	2	INSERT-3/8-16 UNC
16	3400385	4	WASHER-CONICAL SPRING 3/8
17	3401390	0.003	LOCTITE 242 (50 ML)
18	11038064	4	BLT-HH M6 X 1.0 X 12 STL ZD 8.8 DIN 933
19	3337303P	2	PLT-MOUNT, BUMPER, AM9D

BATTERY COMPONENTS



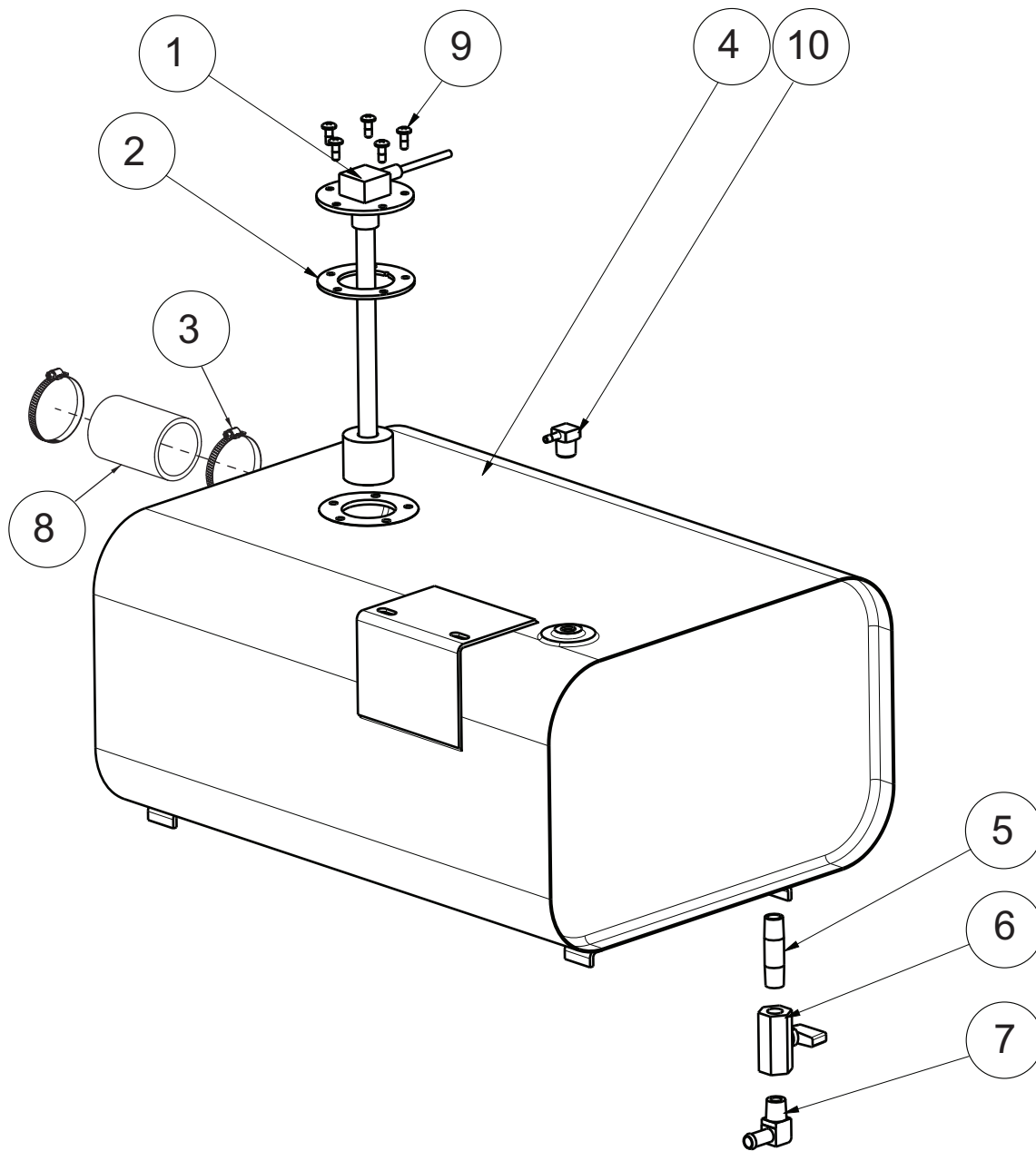
BATTERY COMPONENTS			
ITEM	PART NO.	REQ'D	DESCRIPTION
1	3300440	1	BATTERY-GAS/DIESEL 12V 650 CCA
2	748543	1	BATTERY CABLE-NEGATIVE
3	748542	1	BATTERY CABLE-POSITIVE
4	690250	1	TRAY- BATTERY, 24 SERIES

ENGINE PAN, HYDRAULIC HOSE RETAINER & LATCH



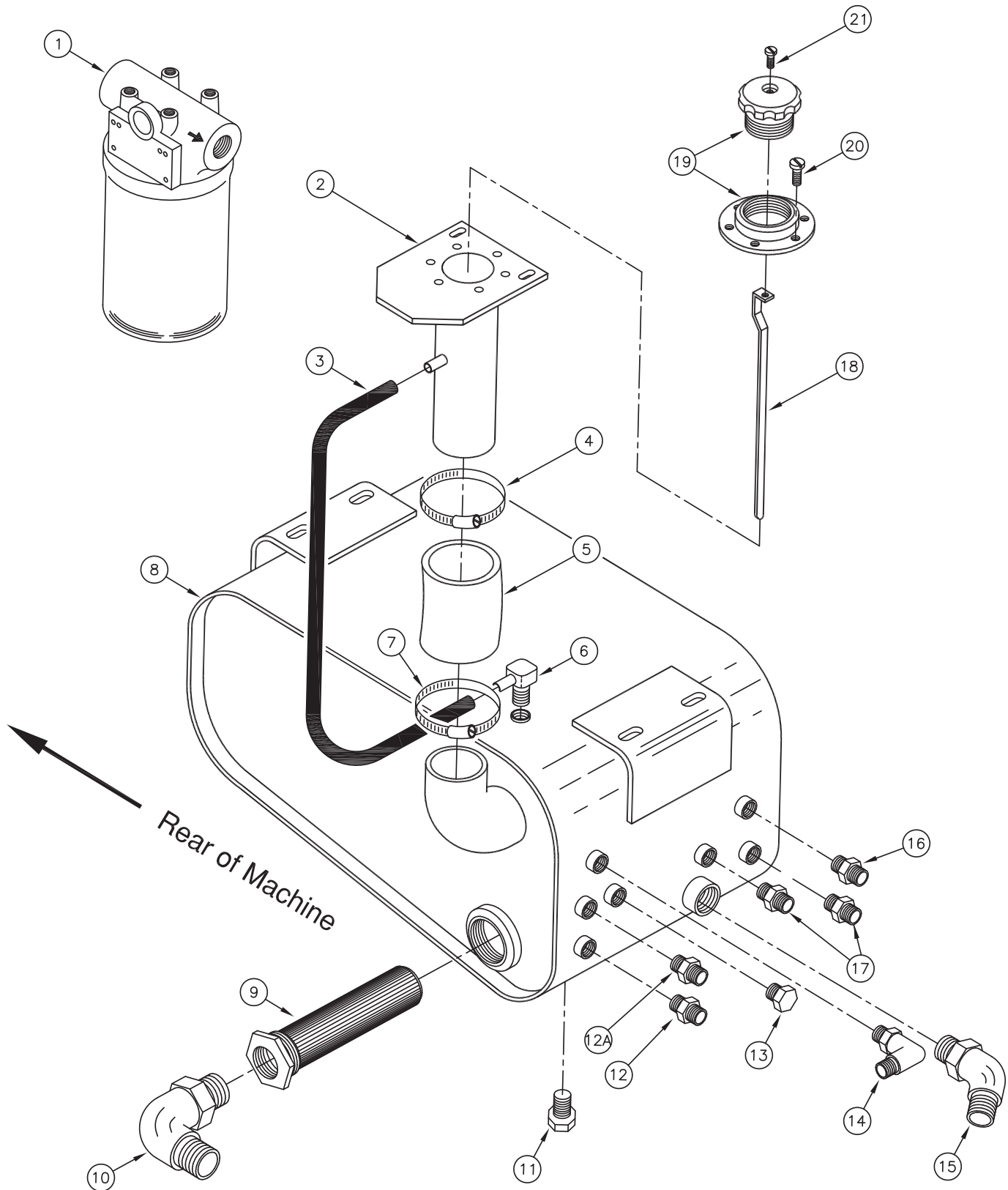
ENGINE PAN, HYDRAULIC HOSE RETAINER & LATCH			
ITEM	PART NO.	REQ'D	DESCRIPTION
1	690400	1	WELDMENT-ENGINE PIVOT, LH
3	3300471	1	BEARING-TAPERED ROLCONE W/SEAL
4	3300470	1	BEARING-TAPERED ROL CUP
5	3307326	1	BEARING MOUNT-ENGINE PIVOT
6	3400012	1	FTG-GREASE, φ3/16
7	3400083	1	NUT-HEX JAM, 1 1/4-12 ES
8	690503	1	COVER-HOSE RETAINER SHORT
9	690500	1	HOSE RETAINER SW/A
10	3335208	1	WELDMENT-ENGINE CATCH OUTER
11	3335183LH	1	WELDMENT-ENGINE CATCH INNER, LH
12	3337544	1	LATCH - ENGINE SWING
13	3334994MLH	1	WELD-ENGINE PAN, LH

FUEL TANK GASOLINE AND DIESEL



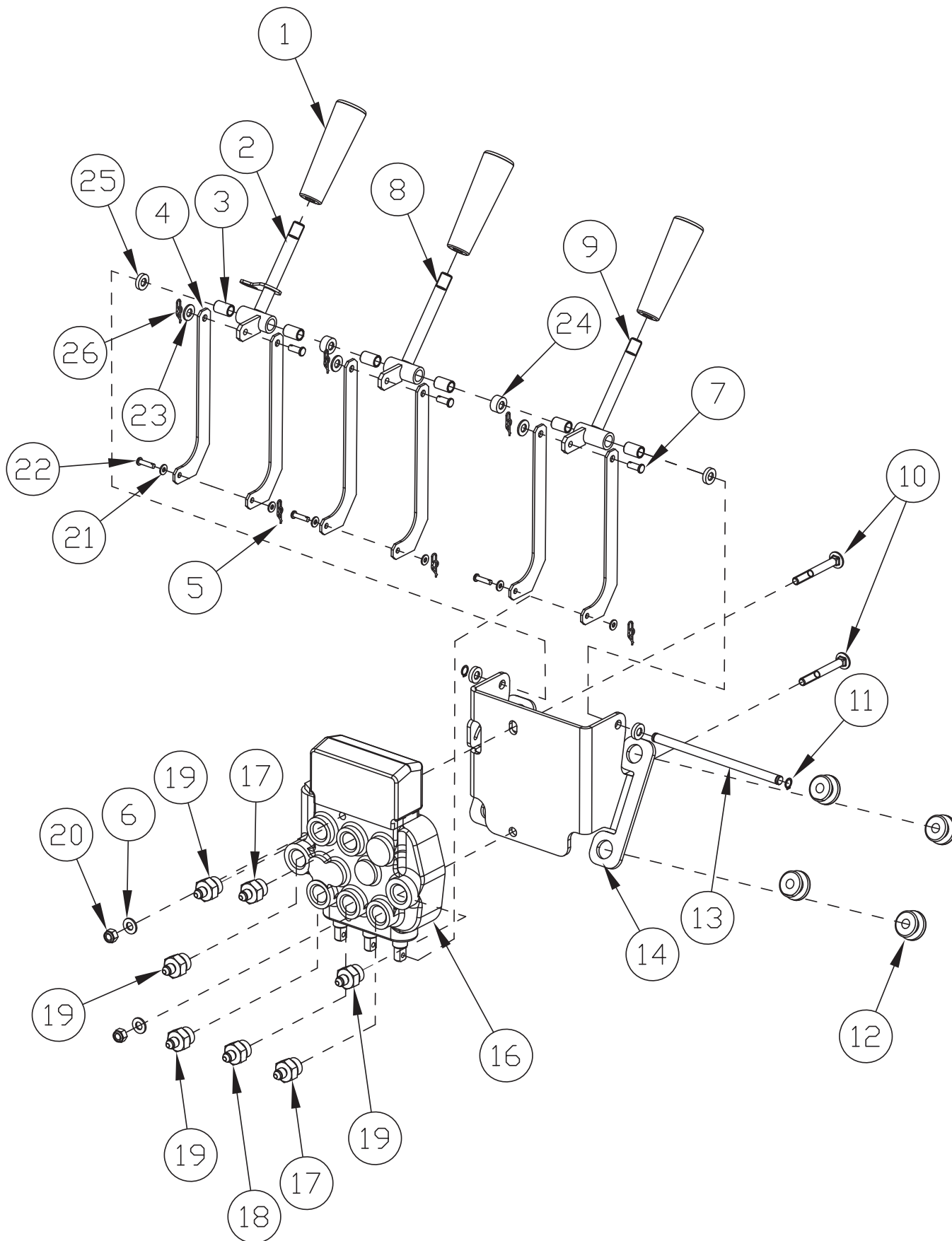
FUEL TANK GASOLINE AND DIESEL			
ITEM	PART NO.	REQ'D	DESCRIPTION
1	690897-1	1	SENDING UNIT, FUEL LEVEL
2	811023	1	GASKET, SENDER
3	3044112	2	CLAMP - SCREW 1.5" to 2.5" DIA 201SS
4	3307575LH	1	TANK-FUEL, 7.64 US GAL, SW/A, LH
5	3400498	1	FTG-NIPPLE 1/4 NPT X 2.00 LG BRASS
6	3400499	1	VALVE-MINIATURE 1/4 FPT BALL
7	3400793	1	FTG-90 3/8 BARBx1/4 NPT
8	3303577	1	HOSE-RUBBER, 2" ID x 8" LG
9	3401636	5	SCR-PHMS 10-32 X .50 SS W/O-RING
10	3402022	1	FTG-ELBOW 90 1/4 MPT X 1/8 HB BRASS
11	3307731	1	FUEL TANK STRAP (NOT SHOWN)

HYDRAULIC RESERVOIR ASSEMBLY



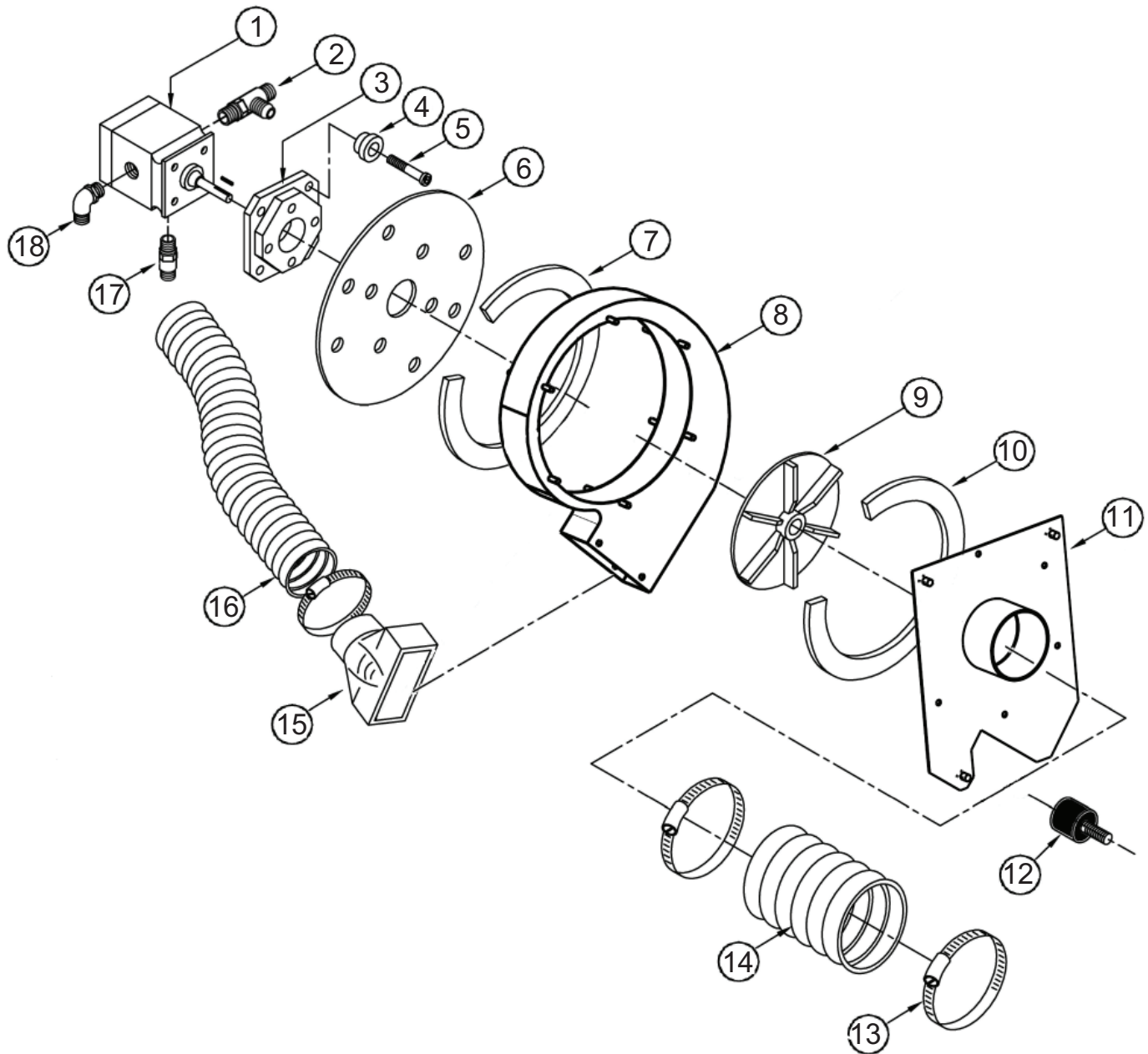
HYDRAULIC RESERVOIR ASSEMBLY			
ITEM	PART NO.	REQ'D	DESCRIPTION
1	3300358	1	SUB-HYD FILTER SW/9X (FILTER, MOUNT & FITTINGS)
-	3300359	1	FILTER-HYDRUALIC OIL (FILTER ONLY)
-	3304899	1	FTG-ADAPTER, 3/4-16 TO 1/2 OD TUBE (NOT SHOWN)
-	3400167	1	FTG-ADAPTER, 1 1/6-12 EXT TO (NOT SHOWN)
-	3400632	1	FTG-ADAPTER, RUN TEE 1-1/16-12 (NOT SHOWN)
-	3400636	1	FTG-ADAPTER, SWIVEL NUT 90° ELBOW (NOT SHOWN)
2	3310072	1	WELDMENT-HYD FILL TUBE
3	3500137	1	HOSE-1/8 ID EEC-PCV
4	3044112	1	CLAMP-HOSE, SS, 2.50 MAX WORM
5	3303577	1	HOSE-RUBBER, 2.00IDx3.50 LG
6	3307778	1	FTG-90° 1/8MPTx1/4 BARB
7	3044112	1	CLAMP-HOSE, SS, 2.50 MAX WORM
8	3335527LH	1	RESERVOIR-HYDRAULIC, 7.5 US GA, LH
9	3343836	1	STRAINER-HYDRAULIC TM-14
10	675506	1	FTG-STR THD ELBOW -16 ORFS TO -20 SAE
11	3400164	1	FTG-PLUG 3/4-16 O RING
12	675521	1	FTG-STR THD CONNECTOR -6 ORFS TO -8 SA
12A	675524	1	FTG-STR THD CONNECTOR -8 ORFS TO -8 SA
13	3400453	1	FTG-PLUG 9/16-18 O-RING STEEL
14	675510	1	FTG-STR THD CONNECTOR -5 ORFS TO -4 SA
15	675504	1	FTG-45 DEG STR ELBOW -12 ORFS TO -16 SA
16	675519	1	FTG-STR THD CONNECTOR -6 ORFS TO -5 SA
17	675510	2	FTG-STR THD CONNECTOR -5 ORFS TO -4 SA
18	3307580	1	DIPSTICK-HYD RESEVOIR
19	3305576	1	ASSEMBLY-HYD OIL FILTER BREATHER
20	3400044	6	SCR-HEX,#10-32X0.75
21	3400045	1	SCR-PAN,#8-32X0.62,SLT

HYDRAULIC CONTROL VALVE DETAIL



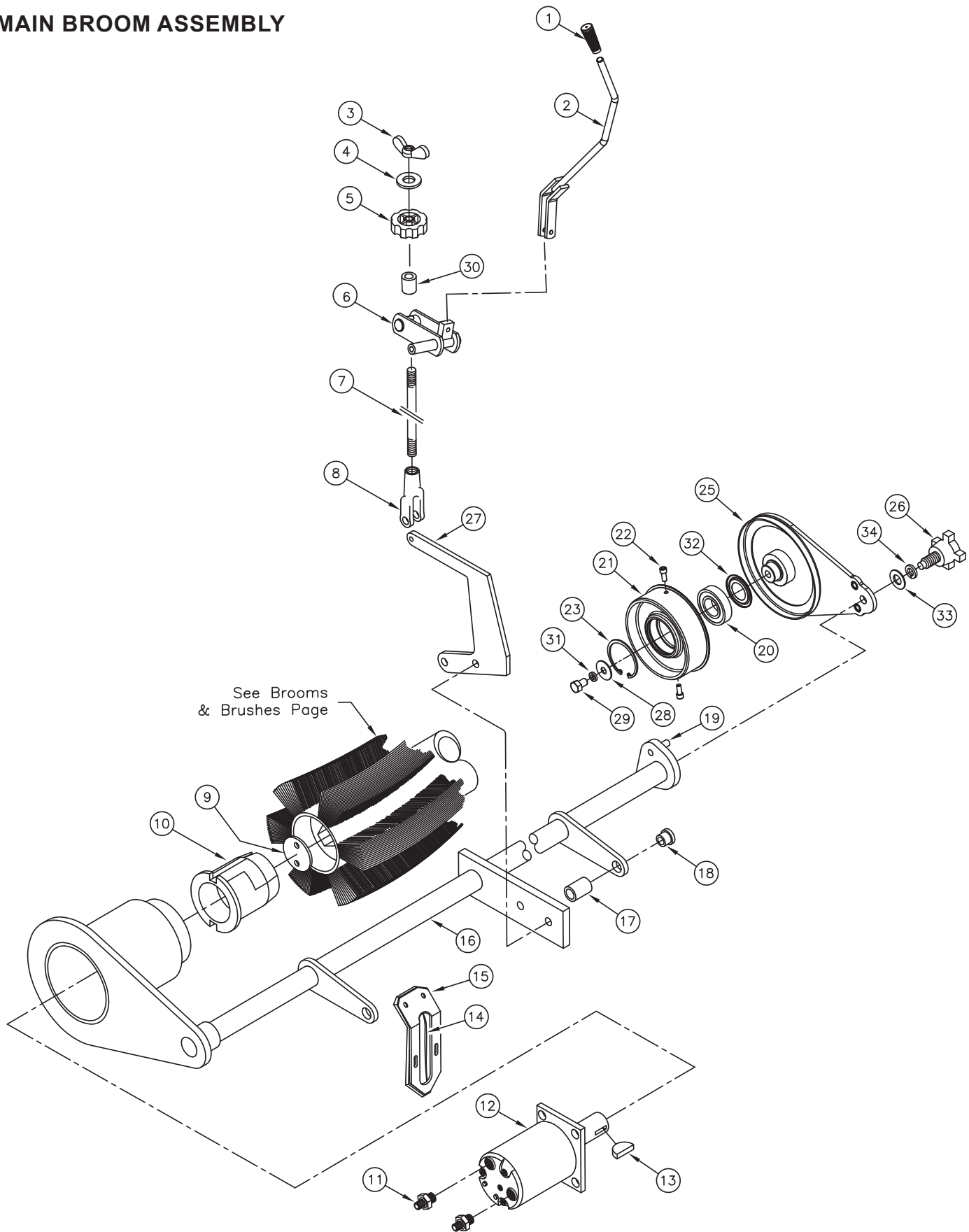
HYDRAULIC CONTROL VALVE DETAIL			
ITEM	PART NO.	REQ'D	DESCRIPTION
1	600263	3	HANDLE GRIP
2	3338603	1	WELD - HANDLE CONT VLV 3
3	3303996	6	BEARING-PLASTIC 1/2X3/8X.75 LG
4	3338456P	6	LINK - HYD VALVE - P
5	3400125	3	RING-RUE 3/8
6	3400088	2	WASHER-FLAT 5/16 X.688 X .065 ZP
7	3400425	3	PIN-CLEVIS 1/4 X 5/8 ZP
8	3338458	1	WELD - HANDLE CONT VLV 2
9	3338603	1	WELD - HANDLE CONT VLV 1
10	3400466	1	SCR-HH 5/16-18 X 2.50 ZP GR 5
11	711724	2	RET RING-EXT 3/8
12	3300465	4	ISOLATOR-RUBBER (.375ID X .81OD)
13	3300884	1	ROD-PIVOT CONTROL VALVE PLTD
14	3338455	1	MNT - HYD. SPOOL VALVE
16	3338213	1	VALVE-3 SPOOL SWEEPER(SEE NOTE)
17	675513	2	FTG-ORFS STR THD -4 -8 SAE
18	690006	1	FTG-ORFS STR THD -4 -8 SAE /.043 ORIFICE
19	675524	4	FTG-ORFS STR THD -8 -8 SAE
20	711374	2	NUT-NYLOC 5/16-18 ZP
21	3400088	3	WASHER-FLAT 5/16 X.688 X .065 ZP
22	450034	3	PIN-CLEVIS 5/16 X .75 ZP
23	3400089	3	WASHER-FLAT 1/4 ZP
24	690015	2	BUSHING, VALVE BODY, 3/8IDX5/8ODX1/4L
25	711569	4	WASHER-FLAT .390 X .880 X .062 NYL
26	3400742	3	RING-RUE 1/4 ZP

IMPELLER ASSEMBLY



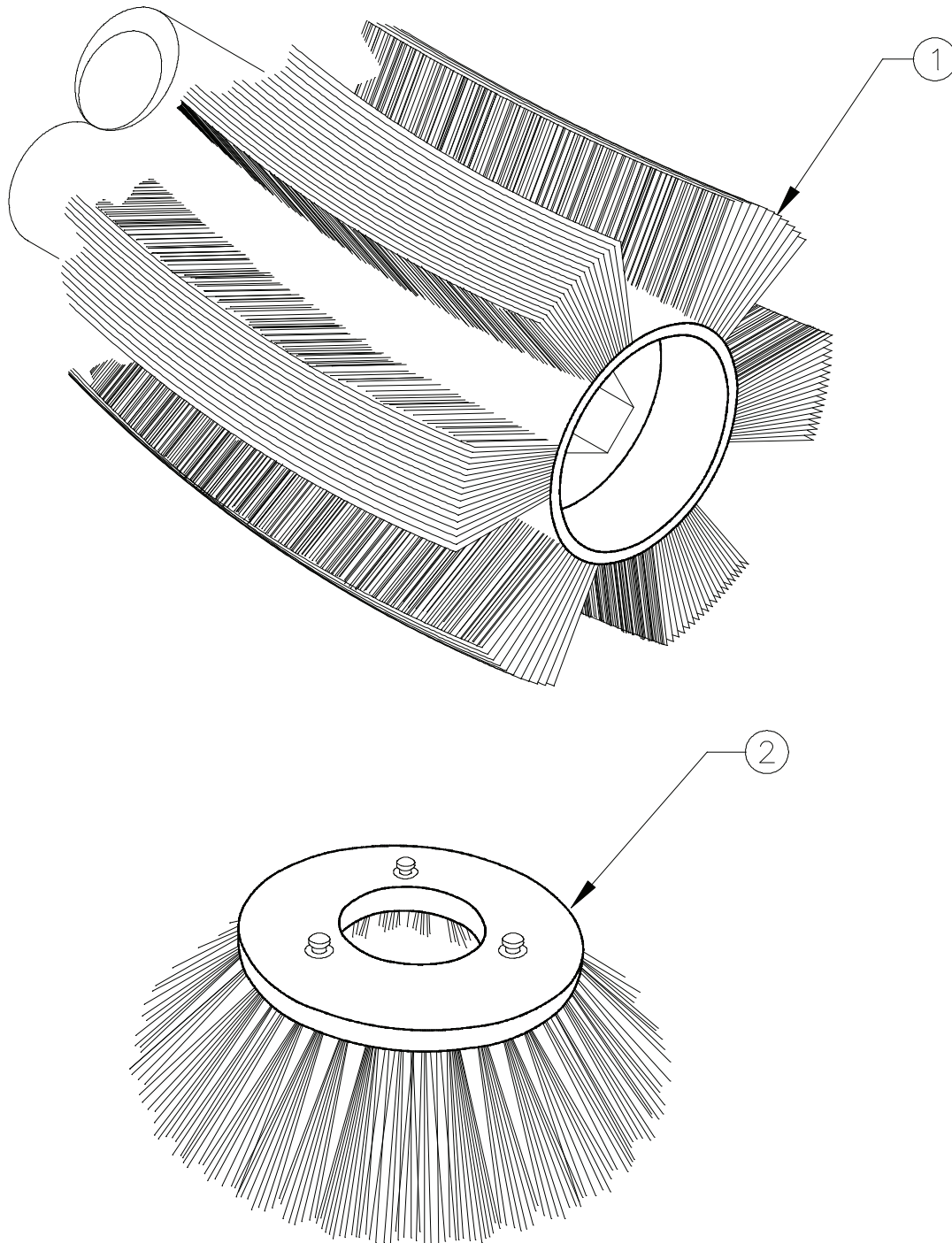
IMPELLER ASSEMBLY			
ITEM	PART NO.	REQ'D	DESCRIPTION
1	3316832LH	1	MOTOR-HYDRAULIC, .323CI, CCW ROTATION, IMPELLER, LH
	3337905	1	SEAL KIT IMPELLER MOTOR
2	675525	2	FTG-STR THD RUN TEE -8 ORFS TO -8 SAE
3	3307152	1	MOUNT-IMPELLER MOTOR
4	3300465	4	ISOLATOR-RUBBER, .375 IDx.81 OD
5	3400028	4	SCR-HEX 3/8-16x1.50"
6	3322121	1	MOUNT-IMPELLER MOTOR, CIRCULAR
7	3335458	2.5'	GASKET-TOP IMPELLAR, ARMA
8	3307004	1	SHROUD-IMPELLER,
9	3307003	1	IMPELLER-8.88" DIA, ARMA BALANCED
10	3335459	2.5'	GASKET-BOTT IMPELLAR, ARMA
11	3335192LH	1	IMPELLER MOUNT, ARMA, LH
12	3333915	3	ISOLATOR-RUBBER, φ1.5x1" LG, 3/8-16 THREAD
13	3300351	3	CLAMP-HOSE, 4.5" DIA, SS
14	3307767	1	HOSE-IMPELLER, φ4"x7.5" LONG
15	3315347	1	TRANSITION-PLASTIC IMPELLER EXHAUST
16	3318203	1	HOSE-IMPELLER EXHAUST, 3.5"IDx62" LONG
17	675508	1	FTG-STR THD CONNECTOR -4 ORFS TO -4 SA
18	675523	1	FTG-STR THD ELBOW -8 ORFS TO -8 SAE

MAIN BROOM ASSEMBLY



MAIN BROOM ASSEMBLY			
ITEM	PART NO.	REQ'D	DESCRIPTION
1	600263	1	HANDLE GRIP
2	3338296LH	1	WELD-ROD,MAIN BROOM, UPPER, 9X,ZP
3	3400084	1	NUT-WING 1/2-13
4	3400091	1	WASHER-FENDER 1/2
5	3300352	1	KNOB-MAIN BROOM LIFT ADJUST
6	3335112PLH	1	WELDMENT-MAIN BROOM PIVOT LIFT
7	3334984	1	ROD-LIFT MAIN BROOM
8	3301447	1	CLEVIS-CABLECRAFT AC-218
9	3301285	1	RETAINER-MAIN BROOM DRIVER HUB
10	3301050P	1	HUB-MAIN BROOM DRIVE
11	675523	1	FTG-STR THD ELBOW -8 ORFS TO -8 SAE
12	3338661	1	MOTOR-HYD MAIN BROOM
13	3330338	1	KEY-SHAFT D-FOSS CB/MB/SC MOTORS
14	3307337	3'	GASKET-MAIN BROOM ARM
15	3307338	3'	RETAINER-GASKET MAIN BROOM ARM
16	3307207MLH	1	MAIN BROOM MNT AM9D-M
17	3307181	1	SPACER-MAIN BROOM
18	3300432	2	BUSHING-FL-52-4
19	690111	2	PIN-DOWEL, .375x1.25, SS
20	3305667	1	BEARING-MAIN BROOM
21	3305642P	1	HUB-BROOM IDLER
22	3400047	2	SCR-SOCKET, 5/16-18x0.75
23	3305666	1	RING-RETAINING MAIN BROOM
25	3335220	1	MAIN BROOM PLT
26	3400748	1	KNOB-HAND 1/2-13x1-1/2 DOG POINT
27	3335196	1	PLATE-LIFT ARM, MAIN BROOM, ARMA
28	712305	1	WASHER, FENDER 5/8 X 2 X .125 ZINC
29	712029	1	SCR-HH 5/8-11 X 1.00 ZP GR 5
30	3333672	1	SPACER-MB LIFT ROD
31	712315	1	WASHER SR-HELICAL .64 X 1.26 X .06 ZINC
32	3335908	1	RING-NILOS, 2.55"OD
33	3400086	1	WASHER-FLAT 1/2 STANDARD ZP
34	3400098	1	WASHER-LOCK 1/2 SPLIT ZP

SIDE BROOM & MAIN BROOM



SIDE BROOM & MAIN BROOM			
ITEM	PART NO.	REQ'D	DESCRIPTION
	MAIN BROOM		
1	3305818	1	BROOM-48"HIGH DEN FIBER & WIRE
	3305812	1	BROOM-48" NYLON
	3305665	1	BROOM-48" HIGH DENSITY NYLON
	3305814	1	BROOM-48" NYLON CHEVRON (PATROL)
	3315315	1	BROOM-48"STIFF NYLON
	3305663	1	BROOM-48" PROEX & WIRE
	3333483 *	1	BROOM-48" TRIPLE ROW POLY (CHEVRON PATTERN)
	SIDE BROOM		
2	3300308 *	1	BROOM-SIDE 24" WHITE NYLON
	3300306	1	BROOM-SIDE 24" DIA. BLACK POLY
	3300309	1	BROOM-SIDE 26" WHITE NYLON
	3300307	1	BROOM-SIDE 26" BLACK POLY
	3300311	1	BROOM-SIDE 26" WIRE

* - Standard Broom used on the AM9D-III machine.

Main Broom User's Guide

Proex & Wire - Slightly encrusted soilage & dusty conditions. High heat.

Nylon - General purpose broom with long life bristles.

Poly Proex - All purpose broom that stands up well on rough surfaces.

High Density Nylon - Highly effective for small particle soilage. Severe dust environments.

Crinkle Wire - Stiff bristles for compacted grime, oil, grease or mud. Fair to good broom life.

Natural Fiber & Wire - Good all around broom. Good for high heat applications.

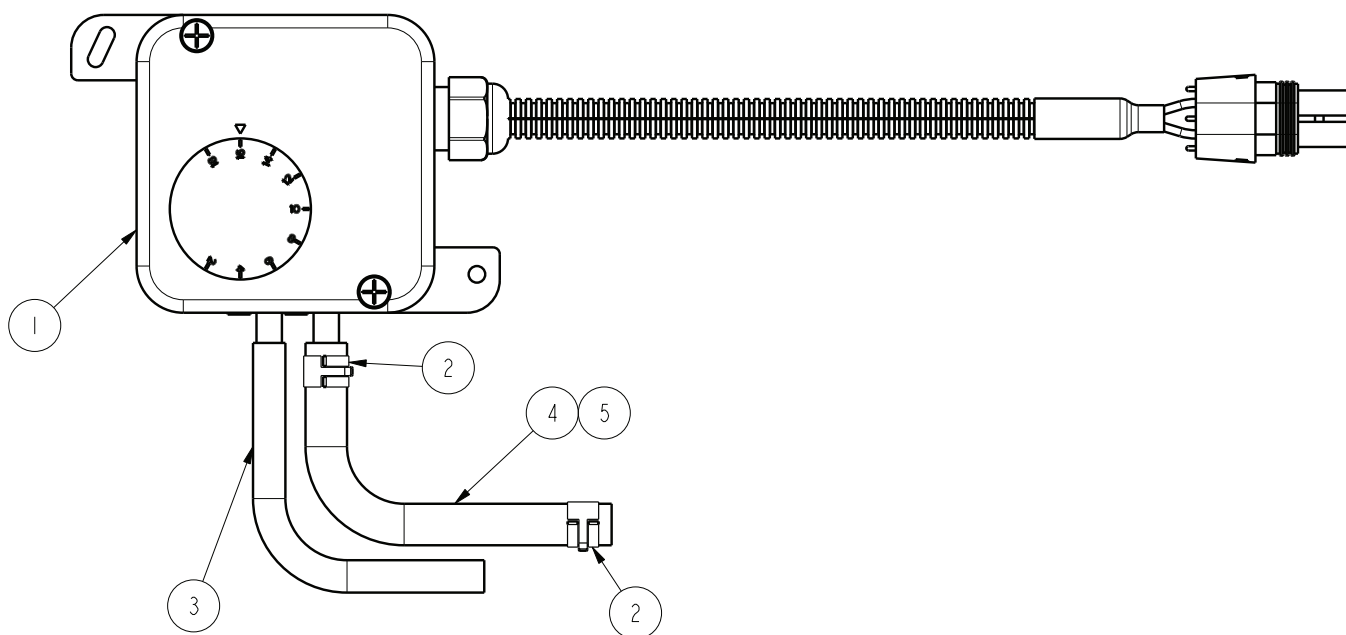
Side Broom User's Guide

Poly - Stiff bristles for aggressive sweeping of mainly heavy litter. Not suited for high heat.

Nylon - Provides longest life. Recommended for tough sweeping jobs.

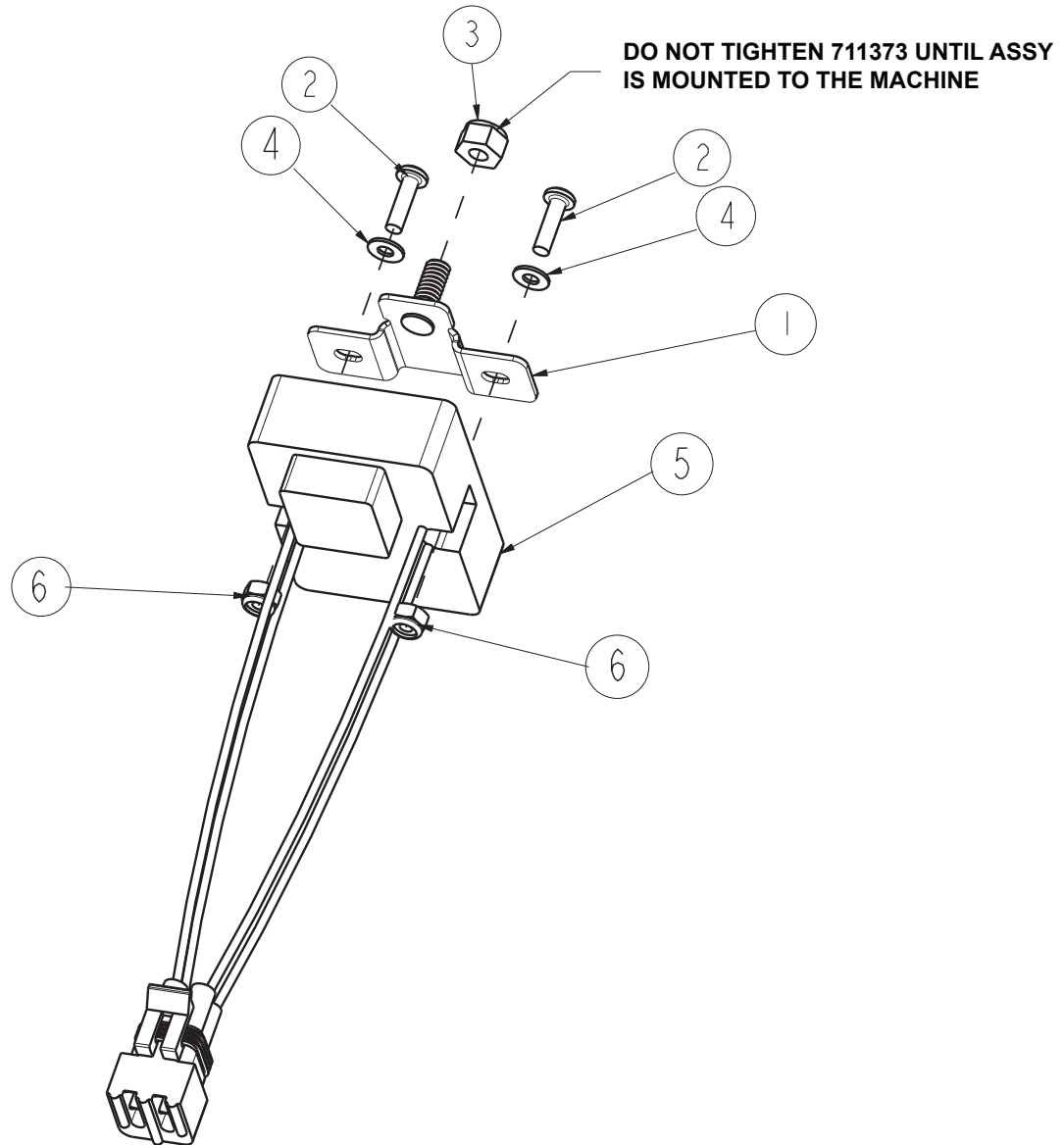
Wire (flat) - For areas of heavy grease build up or scarifying action. Used in high heat applications.

VACUUM SWITCH



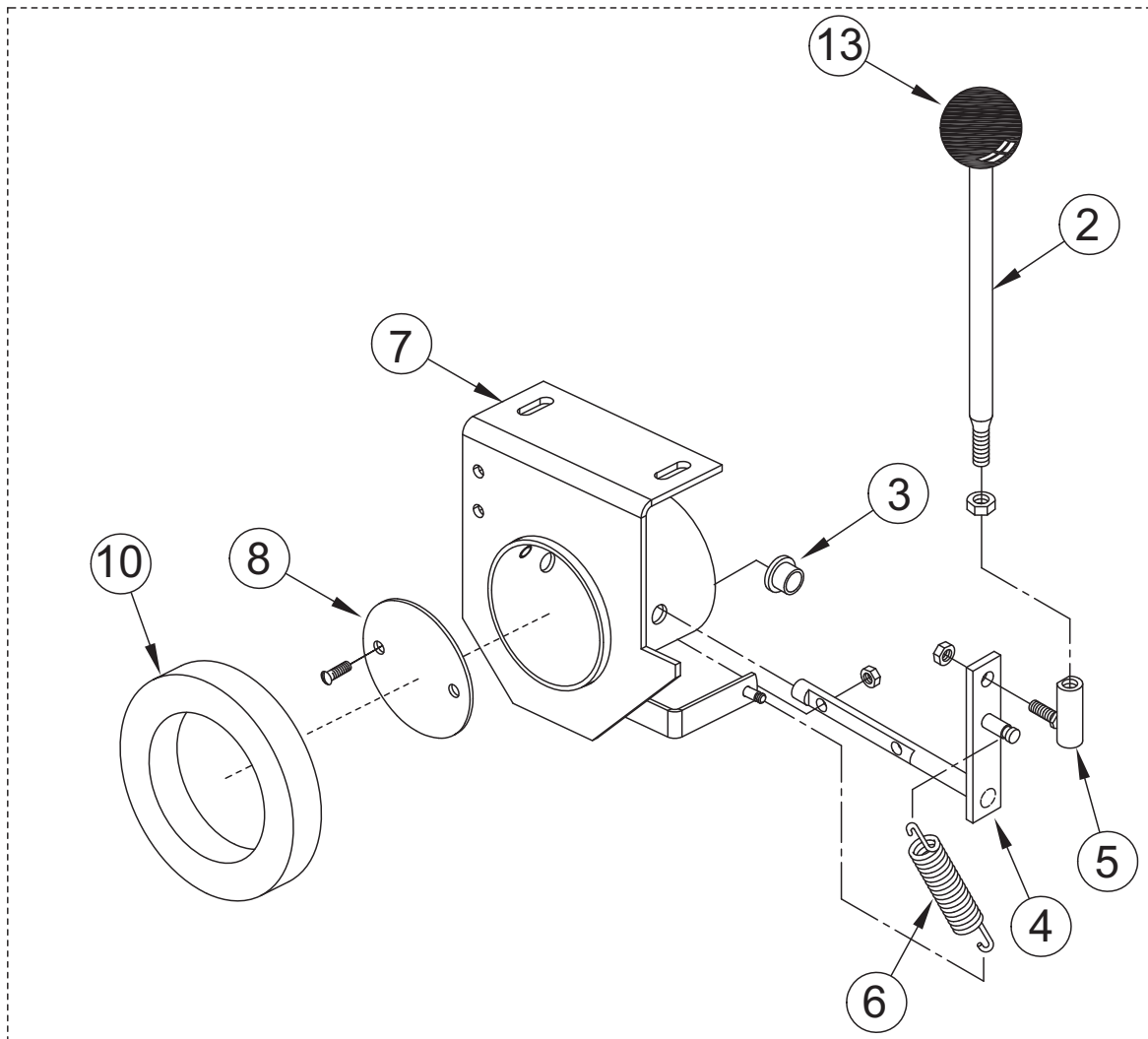
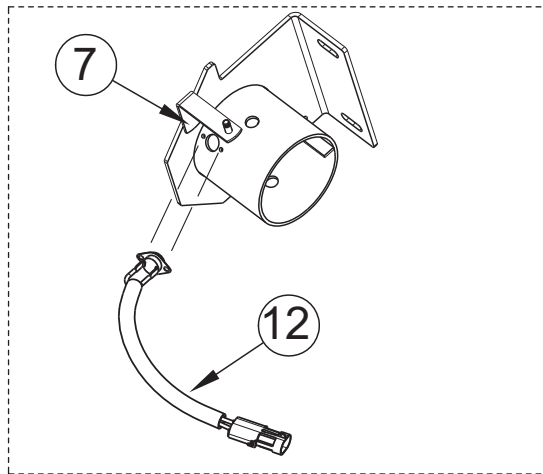
VACUUM SWITCH			
ITEM	PART NO.	REQ'D	DESCRIPTION
1	690083-1	1	HARNESS ASSY, SWITCH, DIFF PRESSURE
2	690225	2	CLAMP- HOSE .460
3	690958	1	TUBE, 1/4 X 4" CLEAR
4	690439	1	HOSE-PVC CLEAR 14", 5/16" ID, 7/16"OD
5	690959	1	TUBE, 1/4 X 1" CLEAR

TIMER-FILTER SHAKER SEALED



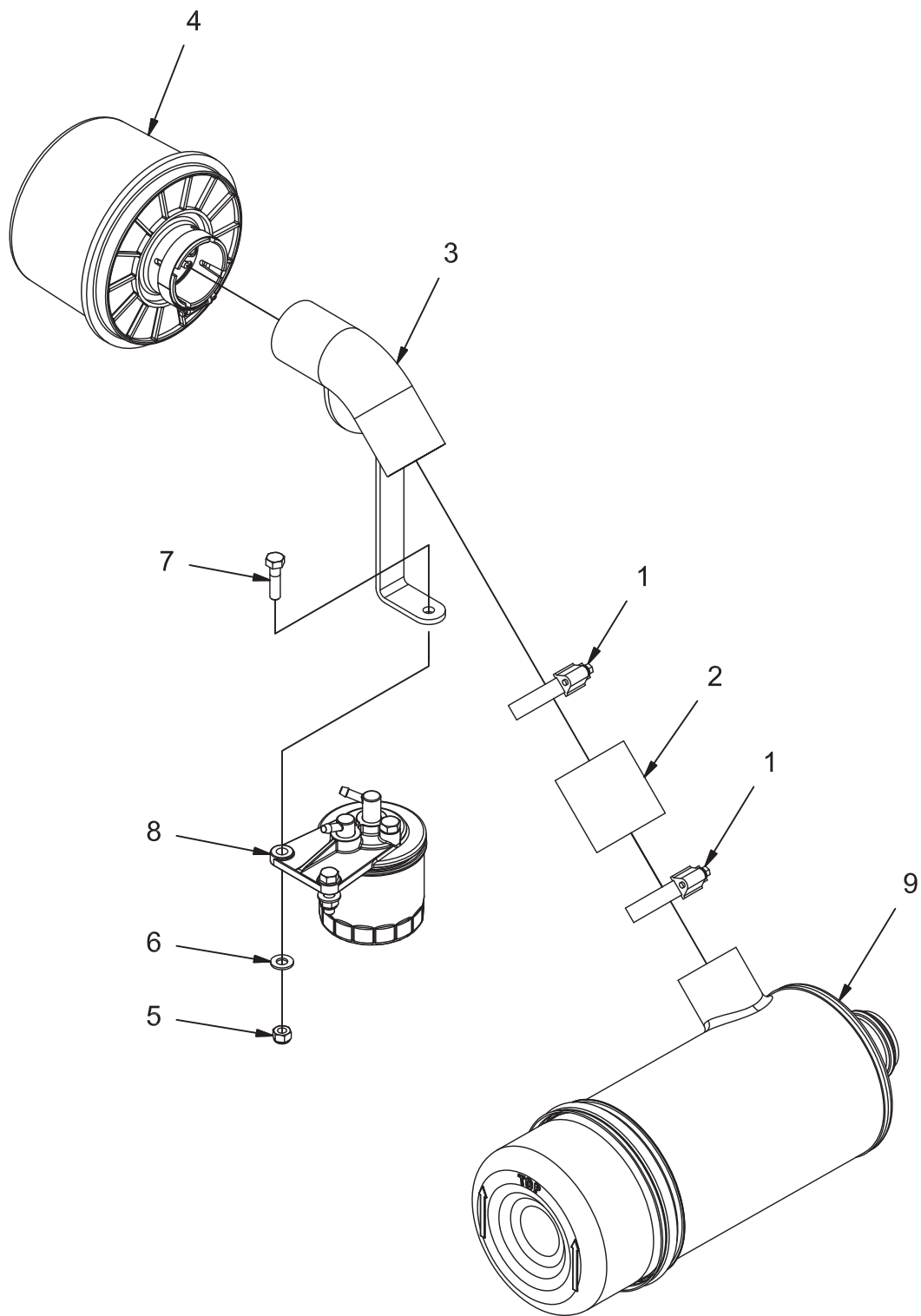
TIMER-FILTER SHAKER SEALED			
ITEM	PART NO.	REQ'D	DESCRIPTION
1	690138	1	BRACKET, TIMER
2	710230	2	SCR-MC 8-32 X .62 ST PL
3	711373	1	NUT - NYLOC 1/4-20
4	711502	2	WSR - FLT, .170 X .38 X .32 STL ZINC
5	748502-1	1	ASSY, RELAY - TIMER, W/CONNECTOR
6	3400082	2	NUT - HEX #8-32 ES ZP

GASKET MOUNT ASSEMBLY



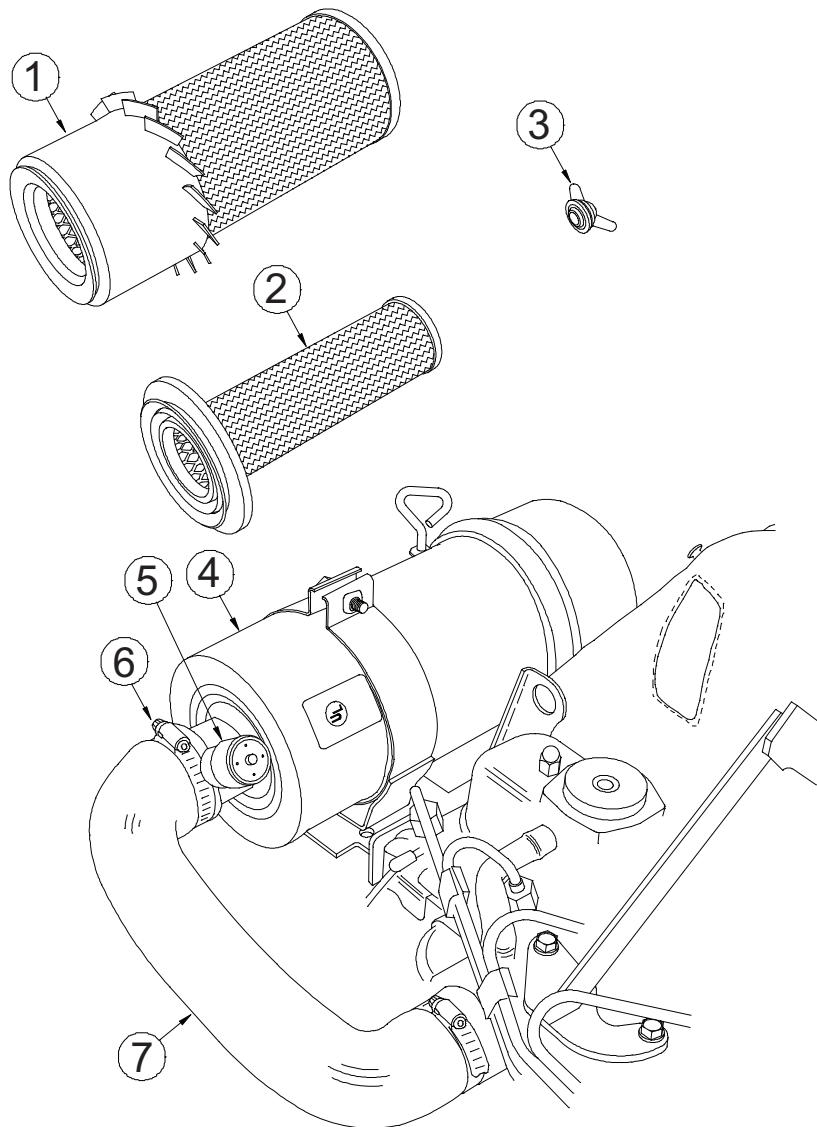
GASKET MOUNT ASSEMBLY			
ITEM	PART NO.	REQ'D	DESCRIPTION
	3307018	1	GASKET MOUNT SUB 9XV (Includes Items 1-13)
2	3307173	1	ROD-IMPELLER BAFFLE
3	810012	2	WASHER SHOULDER NYLON 1"OD .382ID
4	3307155LH	1	WELDMENT ROD GASKET MOUNT BAFFLE, LH
5	3301199	1	BALL JOINT-1/4-28
6	3304160	1	SPRING-EXTENSION, 2.00 LG
7	3307182LH	1	WELDMENT-GASKET MOUNT, LH
8	3301498	1	DAMPER-HOPPER SHUTOFF,
10	3307005	1	GASKET-IMPELLER
12	748504-1	1	THERMOSTAT ASSEMBLY
13	3300563	1	KNOB-PLASTIC BALL 1" DIA, BLACK

TURBO PRE-CLEANER GROUP



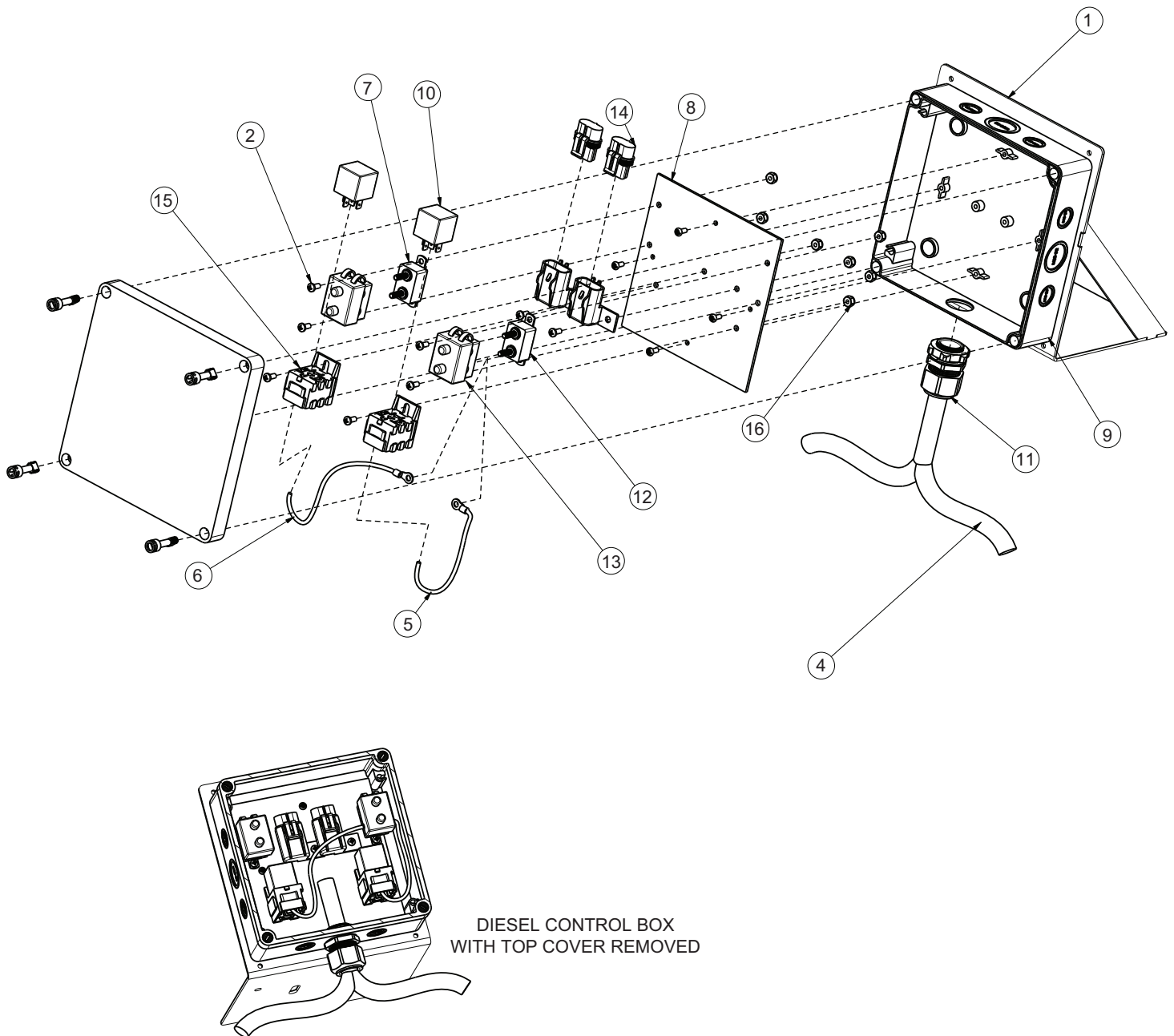
TURBO PRE-CLEANER GROUP			
ITEM	PART NO.	REQ'D	DESCRIPTION
1	3044112	2	CLAMP-HOSE, SS, 2.50 MAX
2	730056	1	HOSE 2.00 ID X 3.00 LG
3	690528	1	WELDMENT, TURBO MNT LH
4	690531	1	TURBO PRE-CLEANER
5	600934	2	NUT-FLANGE WIZZ M8-1.25 ZP
6	3400102	2	WASHER-LOCK 5/16 SPLIT ZP
7	11038299	2	SCR-HH M8-1.25 X 45 ZP CLASS 8.8
8	3324129	2	FILTER-OIL, 1505/905 KUBOTA DIESEL
9	3303031	1	AIR CLNR- HEAVY DUTY

ENGINE AIR CLEANER ASSEMBLY



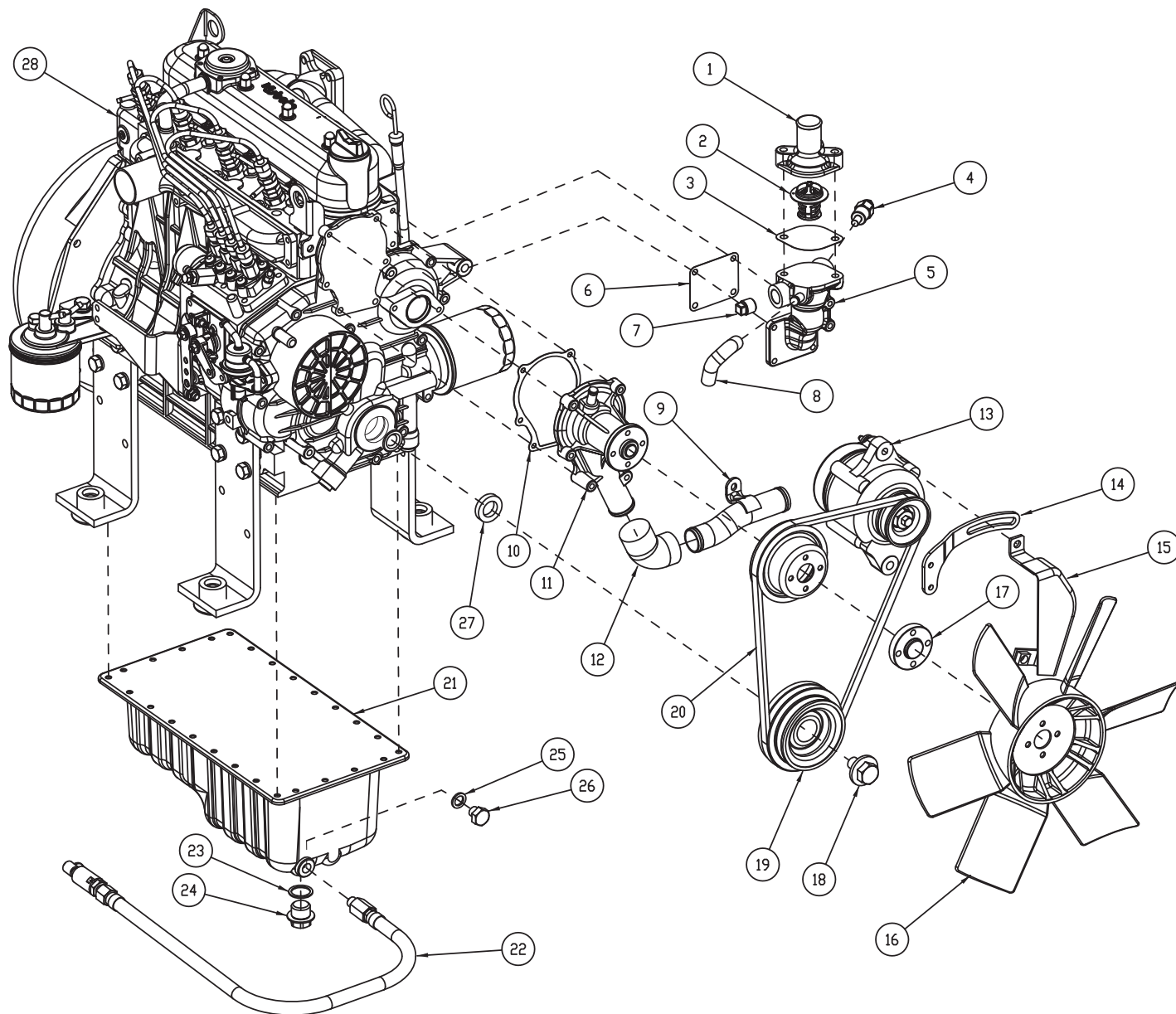
ENGINE AIR CLEANER ASSEMBLY			
ITEM	PART NO.	REQ'D	DESCRIPTION
1	3302842	1	ELEMENT-AIR CLEANER, PRIMARY
2	3302597	1	ELEMENT-AIR CLEANER, SAFETY
3	3303827	1	NUT-WING, DONALDSON AIR CLEANER
4	3303031	1	"ASSEMBLY-DONALDSON HEAVY DUTY AIR CLEANER (Includes Items 1,2&3)"
5	3303991	1	INDICATOR-AIR CLEANER RESTRICTION
6	3044112	2	CLAMP-HOSE, ϕ 2.5" SS
7	3333965	1	HOSE-RUBBER AIR INTAKE "U" V1505 KBA

ENGINE KUBOTA V1505 DIESEL - FUSE BOX DETAILS



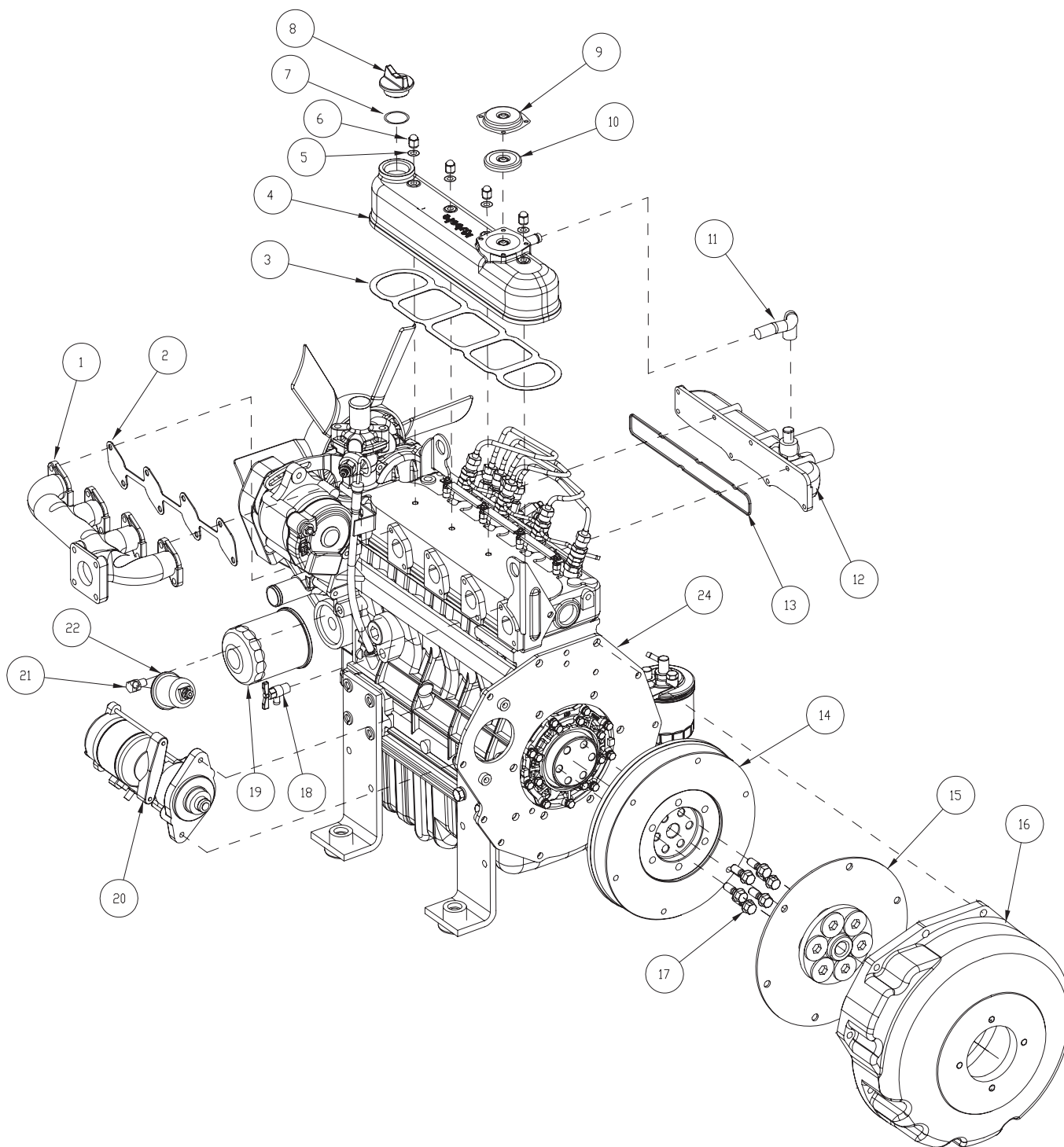
ENGINE KUBOTA V1505 - DIESEL CONTROL BOX (748769-LH)			
ITEM	PART NO.	REQ'D	DESCRIPTION
1	690494-1	1	BRACKET, MTG, WELD, DIESEL CONTROL BOX, LH
2	710328	8	SCR-RHMS 8-32 X .37 ZP
3	712540	4	SCR-THMS 10-24 X .37 SS
4	748447	1	WIRING HARNESS, KUBOTA DSL CONTROL BOX
5	748447-1	1	WIRE ASSY, ORANGE
6	748447-2	1	WIRE ASSY, YELLOW
7	748762	1	CIRCUIT BREAKER, 12V 50A
8	748763-MCH	1	MOUNTING PLATE, MACHINED
9	748764	1	ENCLOSURE W/ METRIC KNOCKOUTS
10	748767	2	RELAY, 14 VDC 50/30 A
11	748768	1	CORDGRIP, M25, LIQUID TIGHT
12	748962	1	CIRCUIT BREAKER, 12V 40A
13	748963	2	CIRCUIT BREAKER BOOT
14	748964-1	2	ASSY, FUSE HOLDER
15	748967	2	SOCKET, RELAY
16	3400082	8	NUT-NYLOC 8-32 ZP

ENGINE KUBOTA V1505 DIESEL - ALTERNATOR, WATER PUMP, FAN, AND OIL PAN



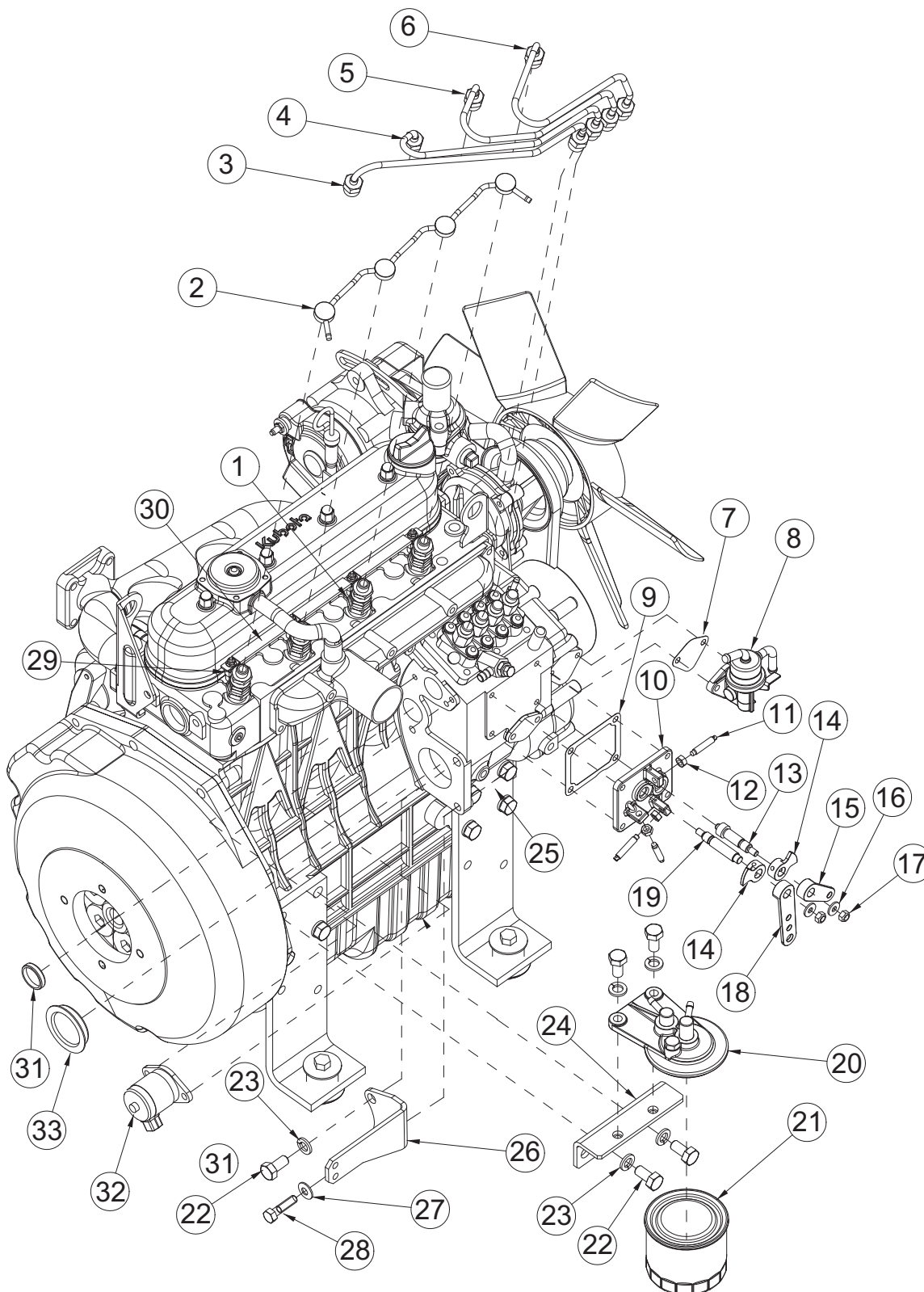
ENGINE KUBOTA V1505 DIESEL - ALTERNATOR, WATER PUMP, FAN, AND OIL PAN			
ITEM	PART NO.	QTY	DESCRIPTION
1	3336919	1	COVER-THERMOSTAT KUBOTA V1505
2	3350446	1	THERMOSTAT-KUBOTA V1505 & V2203
3	3336918	1	GASKET-THERMOSTAT KUBOTA V1505
4	3341070	1	SENDER-TEMPERATURE 12V KUBOTA V1505
5	3336939	1	HOUSING-THERMOSTAT KUBOTA V1505
6	3336915	1	GASKET-WATER FLANGE KUBOTA V1505
7	3336947	1	PLUG-THERMOSTAT HSG KUBOTA V1505
8	3336931	1	PIPE-WATER RETURN THERMOSTAT HSG
9	3336946	1	PIPE-WATER KUBOTA V1505
10	3330793	1	GASKET - KUBOTA V1505 WATER PUMP
11	3330792	1	PUMP - WATER, KUBOTA V1505
12	3336932	1	PIPE-WATER PUMP KUBOTA V1505
13	3329875	1	ALTERNATOR-KUBOTA V1505
14	3336067	1	STAY-DYNAMO
15	3331935	1	COVER-BELT
16	3330210	1	FAN - KUBOTA V1505 ENGINE (SP) 1
17	3336933	1	SPACER-FAN 10MM KUBOTA V1505
18	3336937	1	BOLT-PULLEY KUBOTA V1505
19	3336934	1	PULLEY-ENGINE KUBOTA V1505
20	3329867	1	BELT-KUBOTA V1505V
21	3336920	1	PAN-OIL KUBOTA V1505
22	661004	1	OIL DRAIN ASSY, V1505
23	3344822	1	DRAIN PLUG GASKET, KUBOTA
24	3338327	1	PLUG-DRAIN (BOTTOM)
25	3338328	1	GASKET-OIL PAN (ALTERNATE)
26	3344821	1	PLUG-DRAIN (SIDE) (ALTERNATE)
27	3337571	1	SEAL, OIL KUBOTA V1505
28	690116	1	ENGINE, DSL, DE-RATED - V1505, KUBOTA

ENGINE KUBOTA V1505 DIESEL - FLYWHEEL, STARTER, HEAD COVER, AND MANIFOLD



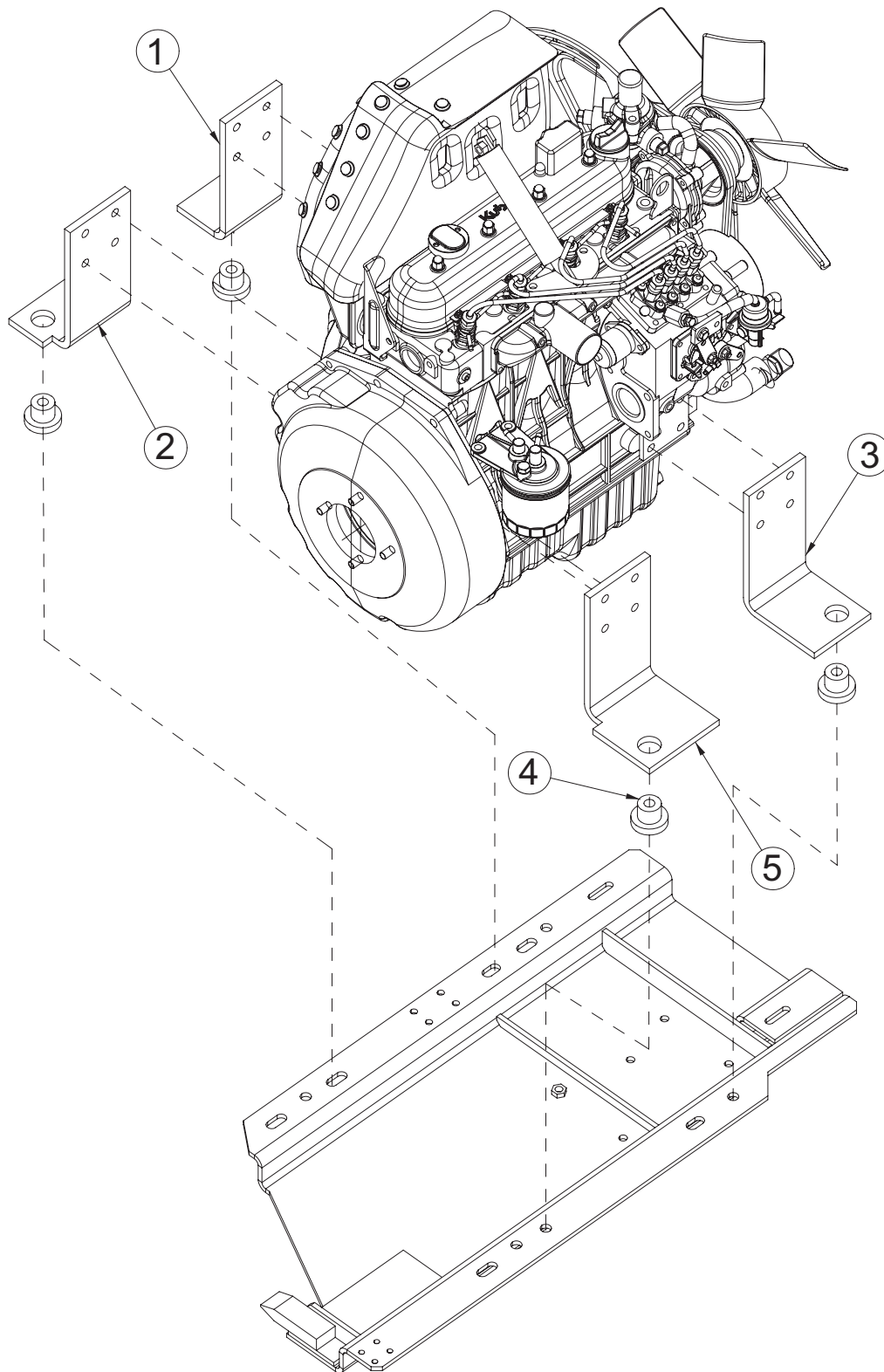
ENGINE KUBOTA V1505 DIESEL - FLYWHEEL, STARTER, HEAD COVER, AND MANIFOLD			
ITEM	PART NO.	QTY	DESCRIPTION
1	3334041	1	MANIFOLD-EXHAUST KUBOTA V1505
2	3333964	1	GASKET-EX-MANIFOLD KUBOTA V1505
3	3334278	1	GASKET - VALVE COVER KUBOTA V1505
4	3336910	1	COVER-CYLHEAD KUBOTA V1505
5	3337572	4	GASKET KUBOTA V1505
6	3336916	4	NUT-CYLHEAD COVER KUBOTA V1505
7	3337573	1	O-RING KUBOTA V1505
8	3336926	1	PLUG-OIL FILLER KUBOTA V1505
9	3337574	1	COVER, BREATHER KUBOTA V1505
10	3337575	1	VALVE BREATHER KUBOTA V1505
11	3337576	1	TUBE BREATHER KUBOTA V1505
12	3336911	1	MANIFOLD-INLET KUBOTA 1505
13	3337577	1	GASKET INTAKE MANIFOLD KUBOTA V1505
14	3336935	1	COMP-FLYWHEEL KUBOTA V1505
15	3329956	1	COUPLING-KUBOTA DIESEL V1505/D905
16	3329957	1	BELL HOUSING KUBOTA V1505 DIESEL
17	3336938	6	BOLT-FLYWHEEL KUBOTA V1505
18	3339628	1	ASSY-COCK DRAIN V1505
19	3324129	1	FILTER - OIL, 1505/905 KUBOTA DIE
20	3330402	1	STARTER - KUBOTA V1505, 12V
21	690767	1	FTG ELBOW, OIL PRESS. SENSOR KBTA V1505
22	3341069	1	SENDER-OIL PRESSURE 12V
23	3305640	1	FTG-NIPPLE 1/8BPT-1/8NPT BRASS
24	3336917	1	PLATE-REAR END V1505

ENGINE KUBOTA V1505 DIESEL - FUEL SYSTEM AND SPEED CONTROL



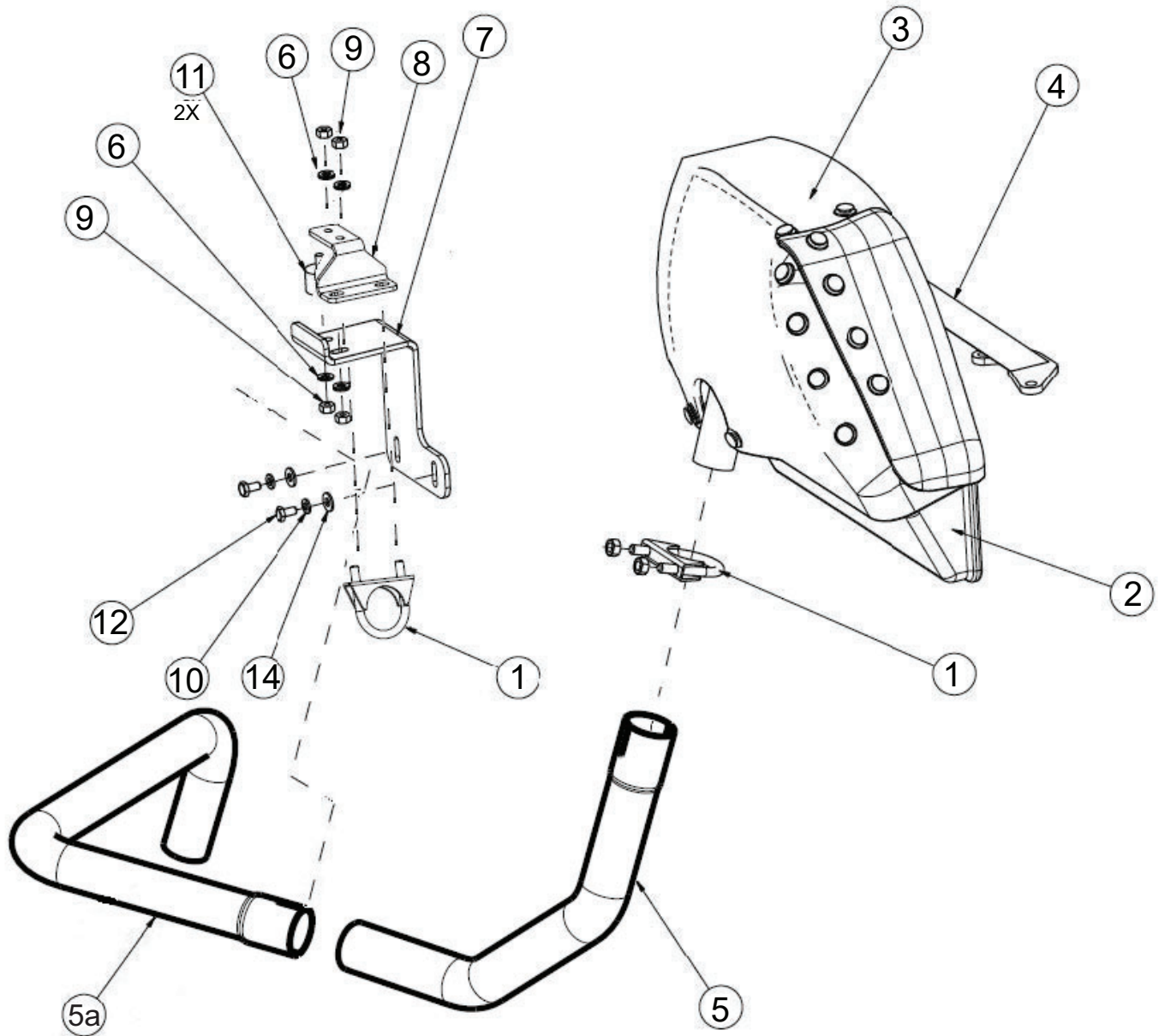
ENGINE KUBOTA V1505 DIESEL - FUEL SYSTEM AND SPEED CONTROL			
ITEM	PART NO.	QTY	DESCRIPTION
1	3330106	4	INJECTOR-KUBOTA V1505 DIESEL
2	3333567	1	FUEL LINE-KBA 1505 LEAK OFF LINE
3	3334998	1	PIPE INJECTION-KUBOTA V1505
4	3334997	1	PIPE INJECTION-KUBOTA V1505
5	3334996	1	PIPE INJECTION-KUBOTA V1505
6	3334995	1	PIPE INJECTION-KUBOTA V1505
7	3330693	1	KUBOTA 1505-FUEL PUMP GASKET
8	3330692	1	PUMP - FUEL, KUBOTA V1505 DIESEL
9	3336924	1	GASKET-CONTROL PLATE KUBOTA V1505
10	3336943	1	PLATE-SPEED CONTROL KUBOTA V1505
11	3336944	3	BOLT-ADJUSTING SPEED CONTROL KUBOTA
12	3336976	3	HUT-HEX JAM 6MM
13	3336948	1	SHAFT-LEVER STOP SPEED CONTROL KUBOTA
14	3336942	2	LEVER-SPEED CONTROL KUBOTA V1505
15	3336945	1	LEVER-ENGINE STOP KUBOTA V1505
16	3336969	2	WASHER-PLAIN 15MM OD X 6MM ID X 1
17	3336970	2	NUT-HEX LOCK 6MM
18	3336941	1	LEVER-SPEED CONTROL KUBOTA V1505
19	3336949	1	LEVER-GOVERNOR KUBOTA V1505
20	3305882	1	MOUNT, FUEL FILTER KUBOTA PNTD
21	3303324	1	FILTER - FUEL KUBOTA DSL (SP)
22	3400293	5	SCR-HEX 10MMX1.25PX20MM ZP
23	3401458	5	WSH-LOCK, 10 MM ZP
24	3336912	1	BRACKET-FUEL FILTER KUBOTA V1505
25	3400390	1	NUT-FLANGE LOCK 5/16-18
26	3350331	1	MOUNT-THROTTLE KBA 1505 DSL
27	3400384	1	WASHER CONICAL SPRING 5/16
28	3400034	1	SCR-HEX,5/16-18X1.25 ZP
29	3330795	4	GLOW PLUG KUBOTA V1505
30	3337578	1	CORD GLOW PLUG KUBOTA V1505
31	3336927	1	PLUG-ENGINE KUBOTA V1505
32	3334549	1	KIT-SOLENOID FUEL SHUT-OFF W/ JUMPER
33	3336925	1	COVER HYDRAULIC PUMP-ENGINE KUBOTA V1505

ENGINE KUBOTA V1505 DIESEL - MOTOR MOUNTING



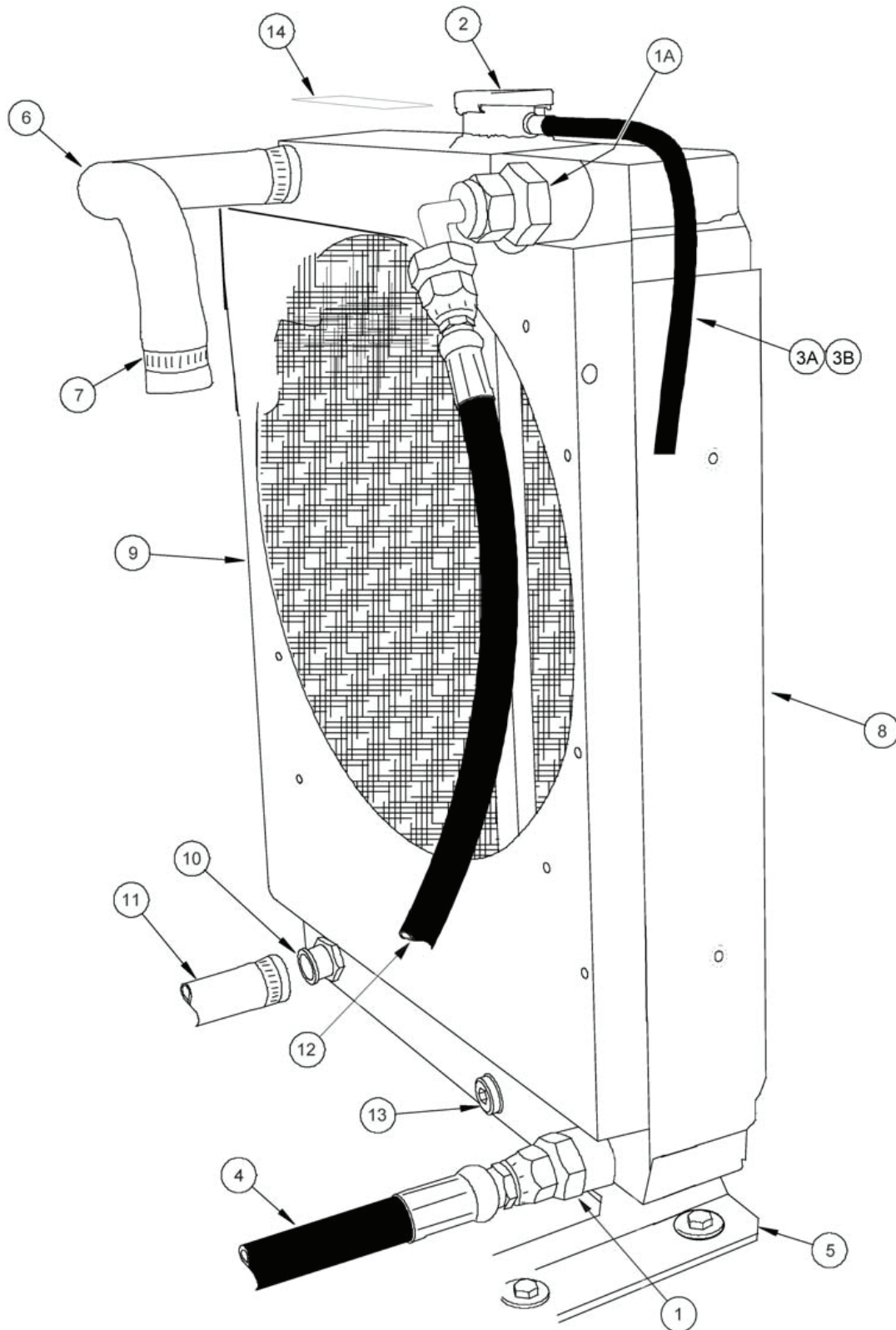
ENGINE KUBOTA V1505 DIESEL - MOTOR MOUNTING			
ITEM	PART NO.	REQ'D	DESCRIPTION
1	690032	1	ENGINE MOUNT, OUTER, AM9D, KUBOTA V1505
2	690032	1	ENGINE MOUNT, OUTER, AM9D, KUBOTA V1505
3	690031	1	ENGINE MOUNT, INNER, AM9D, KUBOTA V1505
4	3300464	4	ISOLATOR-RUBBER, 1.24 DIAx1.25 LG
5	690031	1	ENGINE MOUNT, INNER, AM9D, KUBOTA V1505

ENGINE KUBOTA V1505 DIESEL - EXHAUST DETAIL



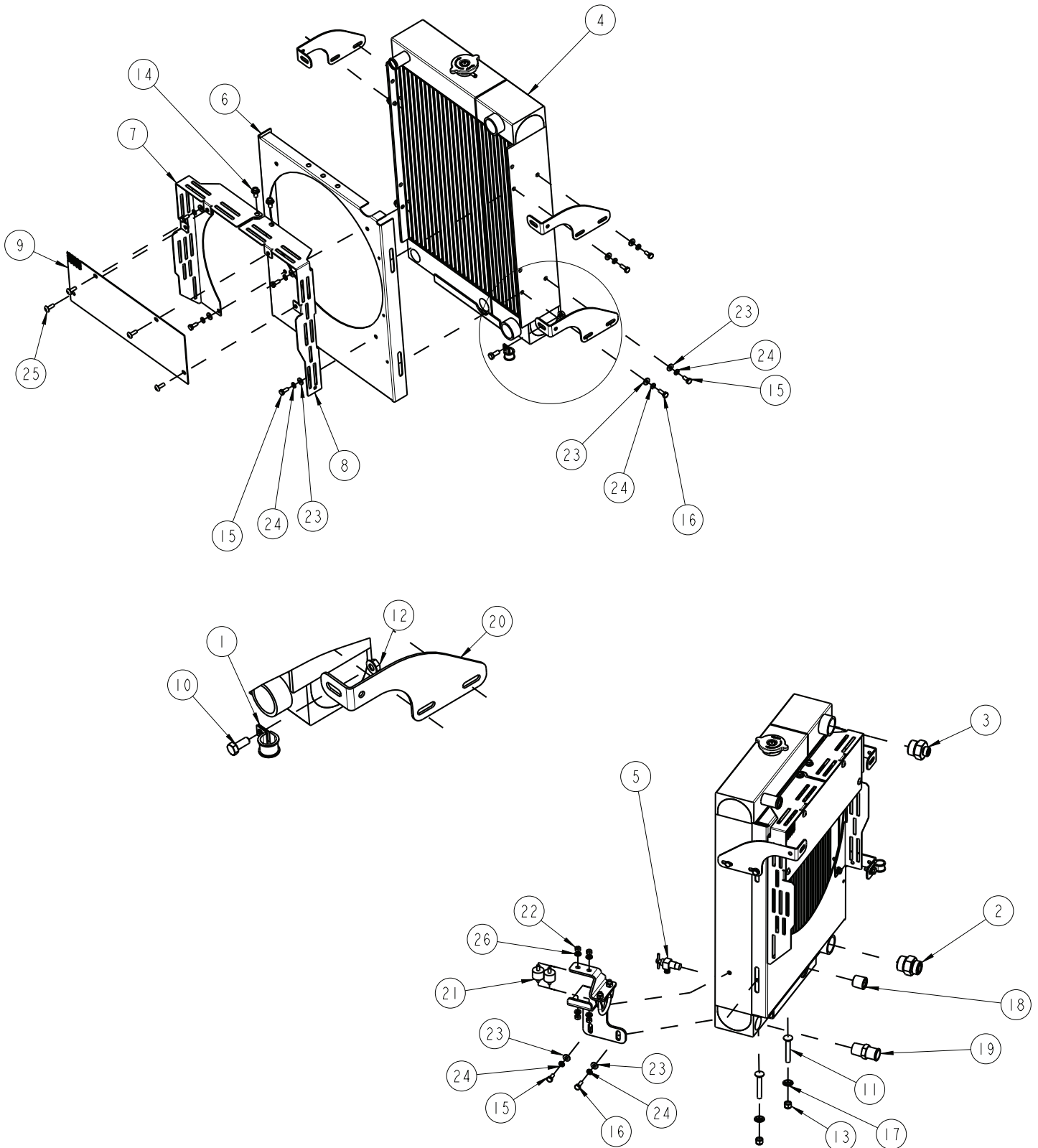
ENGINE KUBOTA V1505 DIESEL - EXHAUST DETAIL			
ITEM	PART NO.	REQ'D	DESCRIPTION
1	3301641	2	CLAMP-EXHAUST 1 1/2
2	3330627	1	MUFFLER-KUBOTA V1505 BOX
3	3330629	1	BLANKET-KUBOTA V1505E BOX EXHAUST
4	EPS2655	1	STAY MUFFLER
5	690412	1	EXHAUST PIPE, DSL, LH
5a	690497		EXHAUST PIPE, LOWER, LH
6	3401570-7W	4	WASHER-NORD-LOCK, 1/4, 0.53 OD
7	690410	1	PLT - EXHAUST MNT BRKT
8	690622	1	BRACKET, UPPER EXHAUST HANGER, 9X/AM9D
9	3400071	4	NUT-HEX 1/4-20
10	3400103	2	WASHER-LOCK 1/4 SPLIT
11	3344112	2	ISO-CYL, 1 DIA X 3/4 X 1/4-20,
12	3400043	2	SCR-HH 1/4-20 X .50 ZINC
13	3400102	2	WASHER-LOCK 5/16 SPLIT
14	3400089	2	WASHER-FLAT 1/4 STANDARD
15	690411	1	EXHAUST FUNNEL, ARMA
16	713002	4	BLT-HH 1/4-20 X .75 #5 ZINC
17	3400383	4	WASHER-CONICAL SPRING 1/4
18	711425	4	NUT-FLANGED WIZZ 1/4-20 STL ZP

ENGINE KUBOTA V1505 DIESEL - RADIATOR DETAIL



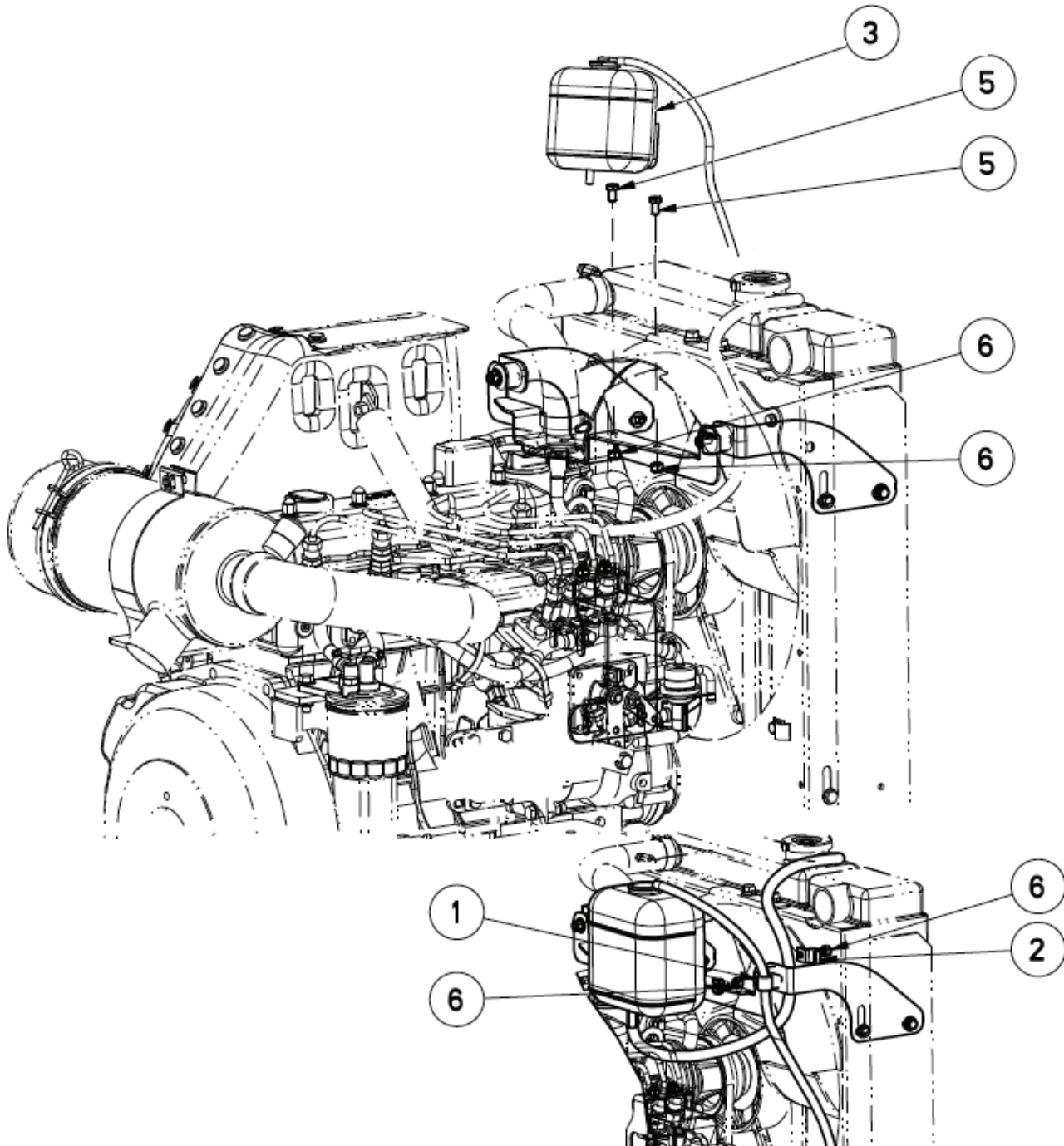
ENGINE KUBOTA V1505 DIESEL - RADIATOR DETAIL			
ITEM	PART NO.	REQ'D	DESCRIPTION
1	675503	1	FTG-STR THD CONNECTOR -12 ORFS TO -16 S
1A	675530	1	FTG-STR THD CONNECTOR -8 ORFS TO -16 S
2	3336527	1	RADIATOR CAP
3A	690019	24"	HOSE, RADIATOR TO OVERFLOW BOTTLE, 21" LENGTH
3B	690019	36"	HOSE, OVERFLOW BOTTLE EXIT, 36" LENGTH
4	675419	1	HYD HOSE - RAD OUT TO RESV
5	690033LH	1	MOUNT-RADIATOR HYD W/COOLER, LH
6	3332643	2	HOSE-UPPER RADIATOR, KUBOTA 1505
7	3303255	4	CLAMP-HOSE 1.75 DIA NOMINAL
8	690125	1	RADIATOR-OIL COOLER, LP/GAS/DSL
9	690150	1	ASSY, FAN SHROUD, DSL/LP/GAS
10	3333489	1	FTG-RADIATOR HOSE
11	3332644	1	LOWER RADIATOR HOSE, AM9D
12	675418	1	HYD HOSE - FILTER OUT TO RAD
13	3333488	1	FTG-PLUG, RADIATOR
14	3301733	2	DECAL-WARNING FAN (RAD SHROUD)
--	690225	4	CLAMP- HOSE .460 (NOT SHOWN - USED WITH ITEMS 3A and 3B ON EACH END)

ENGINE KUBOTA V1505 DIESEL - RADIATOR DETAIL 2



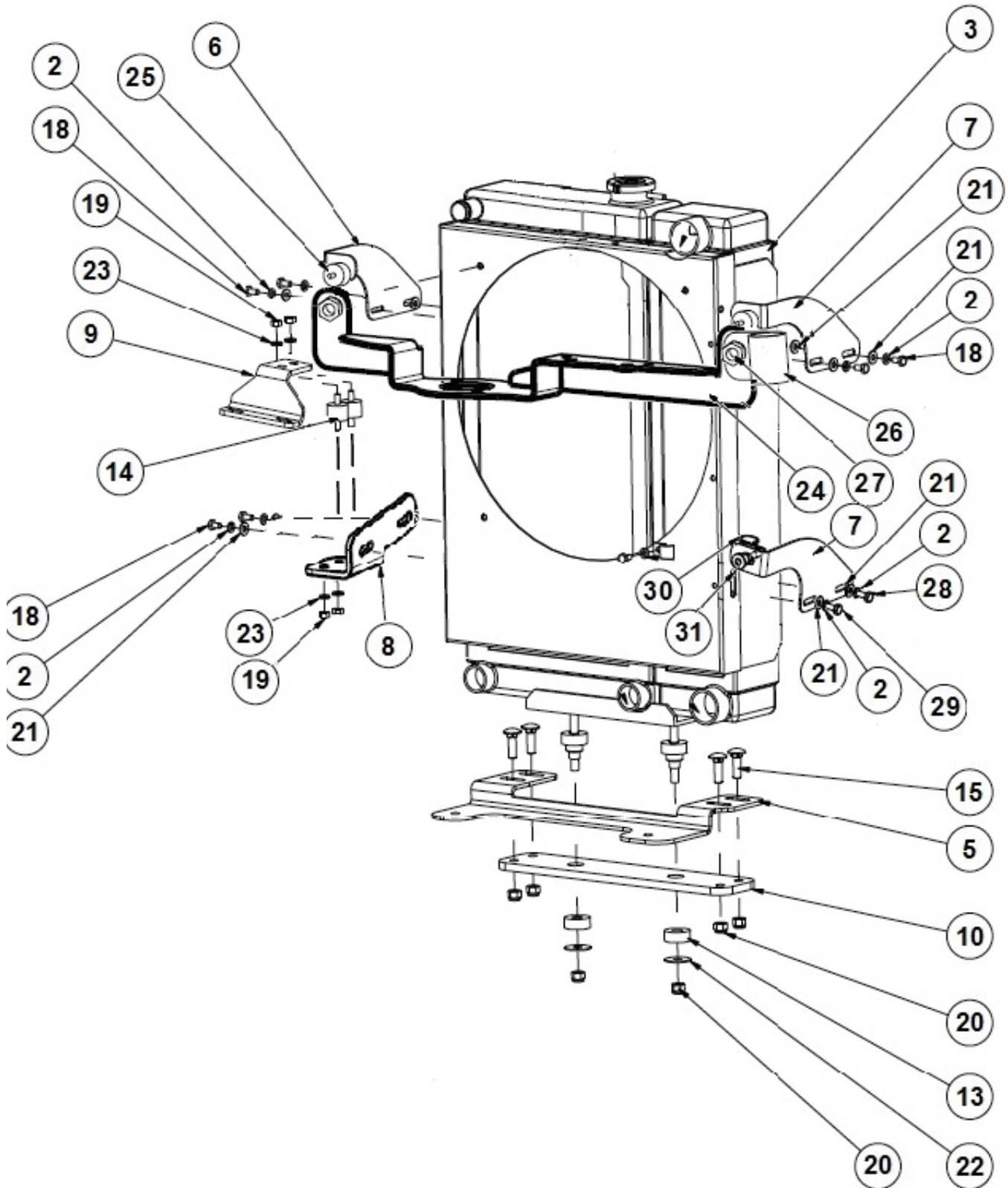
ENGINE KUBOTA V1505 DIESEL - RADIATOR DETAIL 2			
ITEM	PART NO.	REQ'D	DESCRIPTION
1	82-54-A	1	CLAMP-P .75 I.D. 5/16 DIA.
2	675503	1	FTG-ORFS STR THD -12 -16 SAE
3	675530	1	FTG-ORFS STR THD -8 -16 SE
4	690125	1	RADIATOR-OIL COOLER, LP/GAS/DSL
5	690125-1	1	PETCOCK
6	690150	1	ASSY, FAN SHROUD, DSL/LP/GAS
7	690827	1	BRKT ASSY, FAN SHROUD LH
8	690828	1	BRKT ASSY, FAN SHROUD RH
9	690829	1	BRKT, FAN SHROUD PERFORATED
10	711228	1	SCR-HH 5/16-18 X .75 ZP GR 5
11	711254-1	2	BLT-CARR 3/8-16 X 2.50 ZP GR 5
12	711379	1	NUT-FLANGED WIZZ 5/16-18 ZP
13	711380	2	NUT-NYLOC 3/8-16 ZP
14	712042	2	SCR-HH 5/16-18 X.62 ZP GR 5 FLANGE
15	713001	8	SCR-HH 1/4-20 X .62 GR 5 ZP
16	713002	4	SCR-HH 1/4-20 X .75 ZP 5
17	3316981	2	NUT-PUSH RETAINER 3/8 BOLT, 25/32 OD ZP
18	3333488	1	FTG-PLUG -12 BRASS
19	3333489	1	FTG-ADAPTER 1" MPT X 3/4 HB BRASS
20	3336629	1	PLATE- RADIATOR MNT, LH
21	3344112	2	ISO-CYL, 1 DIA X 3/4 X 1/4-20,50LBS
22	3400071	4	NUT-HEX 1/4-20 ZP GR 5
23	3400089	12	WASHER-FLAT 1/4 ZP
24	3400103	12	WASHER-LOCK 1/4 SPLIT ZP
25	3401460	4	SCR-THMS 1/4-20 X .75 PHIL 18-8 SS
26	3401570-7W	4	WASHER-NORD-LOCK, 1/4, 0.53 OD, ZP

ENGINE KUBOTA V1505 DIESEL - RADIATOR COOLANT TANK & MOUNT



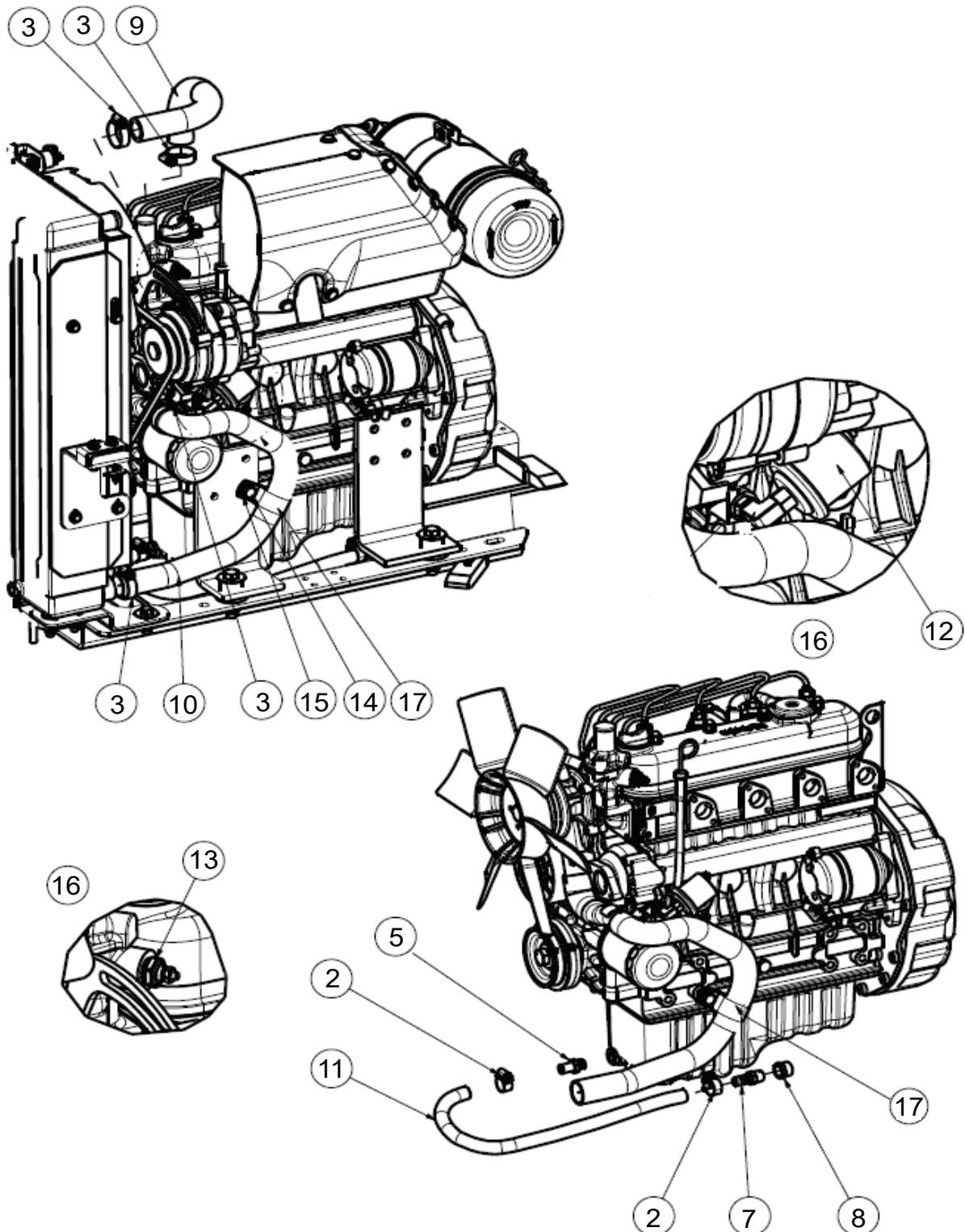
ENGINE KUBOTA V1505 DIESEL - RADIATOR COOLANT TANK & MOUNT			
ITEM	PART NO.	REQ'D	DESCRIPTION
1	713527	1	P-CLAMP, VINYL COVERED, 1/2 DIA
2	3301158	1	CLAMP-CABLE 11/16" DIA CLAMP-SADDLE TYPE 5/16" DIA.
3	3344101	1	RESERVOIR ASSY
4	3344112	4	ISOLATOR- CYLINDRICAL, 1 DIA X 3/4 X 1/4-20,
5	713002	6	BLT-HH 1/4-20 X .75 #5 ZINC
6	711373	10	NUT-NYLOC 1/4-20

ENGINE KUBOTA V1505 DIESEL - RADIATOR ASSEMBLY & MOUNTING BRACKETS



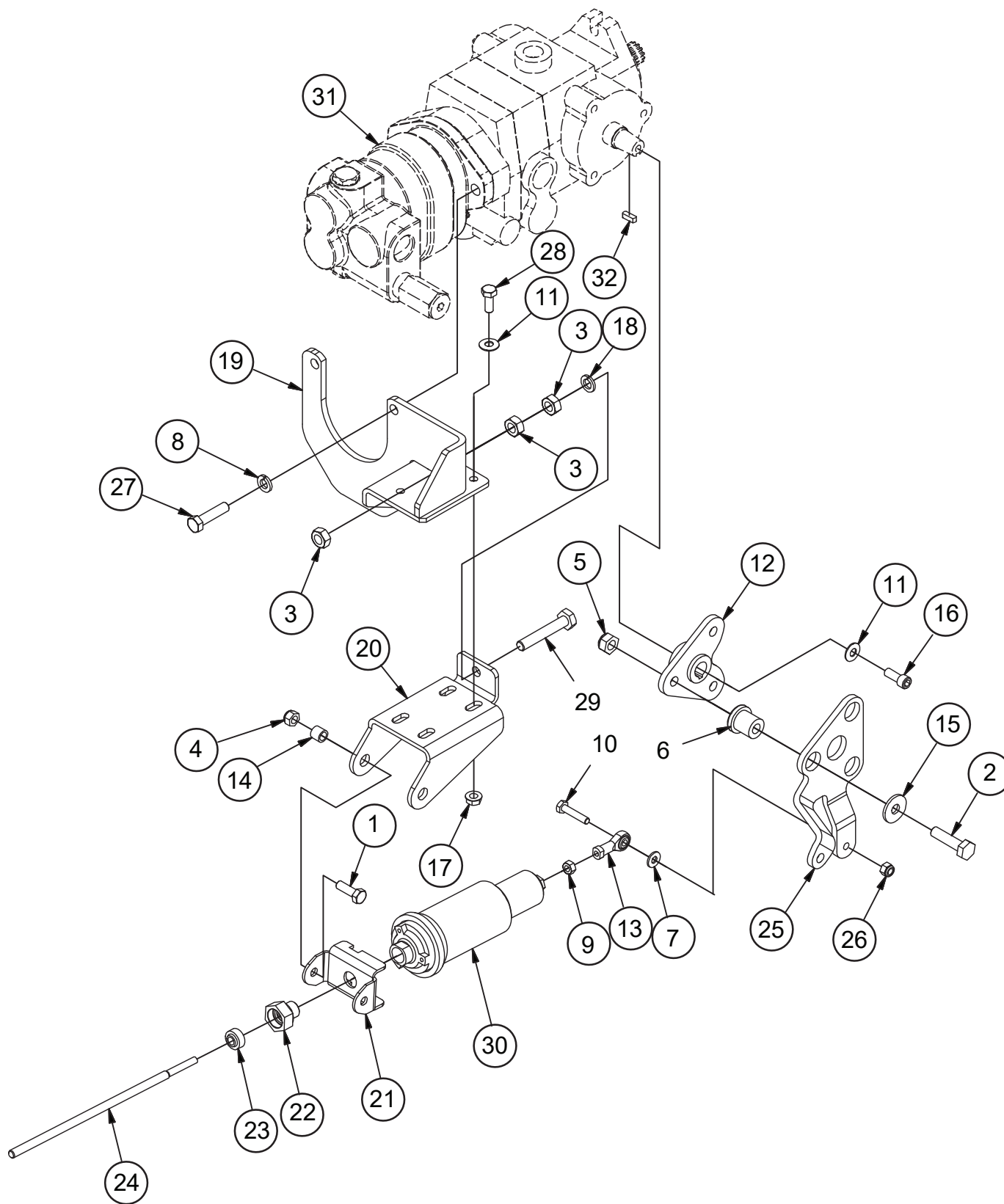
ENGINE KUBOTA V1505 DIESEL - RADIATOR ASSEMBLY & MOUNTING BRACKETS			
ITEM	PART NO.	REQ'D	DESCRIPTION
1	3301158	1	CLAMP-SADDLE TYPE 11/16" DIA.
2	3400103	8	WASHER-LOCK 1/4 SPLIT
3	690125	1	RADIATOR-OIL COOLER COMBO
4	690150	1	ASSY, FAN SHROUD, DSL/LP/GAS
5	690033LH	1	PLATE- BASE, RADIATOR MOUNT, AM9D, LH
6	3336627	1	PLT-RADIATOR MNT, RH TOP
7	3336629	2	PLT - RADIATOR MNT, LH TOP
8	690410	1	PLT - EXHAUST MNT BRKT, LH
9	690622	1	PLT - EXHAUST MNT, UPPER BRKT
10	3336634	1	PLT - RADIATOR MNT
13	3344110	2	ISOLATOR-BONDED BUSHING BOTTOM RADIATOR
14	3344112	2	ISOLATOR- CYLINDRICAL, 1 DIA X 3/4 X 1/4-20,
15	3400007	4	SCR-CAR,3/8-16X1.25
18	3400149	6	SCR-HH 1/4-20 X 1.50 ZP GR 5 PART THRD
19	3400071	4	NUT-HEX 1/4-20
20	711380	6	NUT-NYLOC 3/8-16
21	3400089	8	WASHER-FLAT 1/4 ZP
22	3400278	2	WASHER-FENDER 3/8
23	3401570-7W	4	WASHER-NORD-LOCK, 1/4, 0.53 OD
24	661133	1	BRKT, RADIATOR, UPPER
25	3334426	1	ISOLATOR-RAD MNT
26	713527	1	P-CLAMP, VINYL COVERED, 1/2 DIA
27	711374	2	NUT-NYLOC 5/16-18 ZP
28	713001	1	SCR-HH 1/4-20 X .62 PLAIN GR 5
29	713002	1	SCR-HH 1/4-20 X .75 ZP 5
30	82-54-A	1	CLAMP-P .75 I.D. 5/16 DIA.
31	711228	1	SCR-HH 5/16-18 X .75 ZP GR 5

ENGINE KUBOTA V1505 DIESEL - RADIATOR ASSEMBLY, CLAMPS, HOSES & SENDERS




ENGINE KUBOTA V1505 DIESEL - RADIATOR ASSEMBLY, CLAMPS, HOSES & SENDERS			
ITEM	PART NO.	REQ'D	DESCRIPTION
2	713527	2	CLAMP-HOSE 1/2 NOM
3	3301158	4	CLAMP-HOSE 1.25 NOM
5	3345502	1	ADAPTER, OIL DRAIN - MALE/FEMALE
7	3345503	1	FTG-BRASS,3/8" BARB X 1/4" MALE NPT
8	3345506	1	FTG-BRASS,3/8" BARB X 1/4" FEMALE NPT
9	3332643	1	HOSE-RAD UPPER 1505
10	3332644	1	HOSE-RAD LOWER 1505
11	3345505	1	HOSE - 1/2" ID X 24" PCV OIL DRAIN
12	3341069	1	SENDER-OIL PRESSURE 12V
13	3341070	1	SENDER-TEMPERATURE 12V
14	711206	2	SCR-HH 1/4-20 X .87 ZP GR 5
15	3400385	1	WASHER-CONICAL SPRING 3/8
16	3401122	0.100	565 PST. Thrd Slnt 50ml (WHITE LOCTITE 565)
17	3343082	1	CLAMP-PIPE, 9/16 DIA, INSULATED

ENGINE KUBOTA V1505 DIESEL - LH PUMP CENTERING GROUP 690485



ENGINE KUBOTA V1505 DIESEL - LH PUMP CENTERING GROUP 690485			
ITEM	PART NO.	REQ'D	DESCRIPTION
1	11038247	2	BLT-HH M8-1.25 X 25 STL ZINC
2	11038395	3	BOLT, M10-1.50 X 40 HH
3	12022067	3	NUT, M10-1.50 HEX
4	12040051	2	NUT, M8-1.25 ESN
5	12040069	3	NUT, M10-1.50 ESN
6	3300465	3	ISOLATOR, VIB
7	3400089	1	WASHER, 1 4 .625 X .281 X .063
8	3400101	2	LOCK WASHER, 3 8 HS MED
9	3400180	1	NUT, 1 4-28
10	3400227	1	SCREW, 1 4-20 X 1.25 ZP
11	3400384	3	WASHER, 5 16 BELLEVILLE
12	600141	1	WELDMENT, DIR CONT HUB
13	600175	1	ROD END, FEM 1 4-28
14	600315	2	SPACER, .344 B .485 OD .425 T
15	600363	3	WASHER, ISOLATOR
16	600895	1	BOLT, 5 16-24 X .75 SHCS
17	600934	2	NUT, M8-1.25 FLNG
18	600945	1	LOCK WASHER, M10
19	690463	1	WELDMENT, HYDROBACK MNT
20	690471	1	MOUNT, ADJUSTER
21	690472	1	CHANNEL, DIR CONT
22	690473	1	NUT, DIR CONT
23	690474	1	SPHERICAL BUSHING, PLASTIC
24	690475	1	ROD, DIR CONT
25	690476	1	ARM, DIR CONT
26	711377	1	NUT, FIBER INSERT 1 4-20
27	713044	2	SCREW, 3 8-16 X 1.50 HHC
28	717024	2	BOLT, M8-1.25 X 20 HH
29	730481	1	BOLT, M10-1.50 X 60 HH ALL-THRD
30	731181	1	HYDROBACK UNIT
31	3321397	1	PUMP-AUX HYDRAULIC (9XR, 9XD, 10X, AM9D)

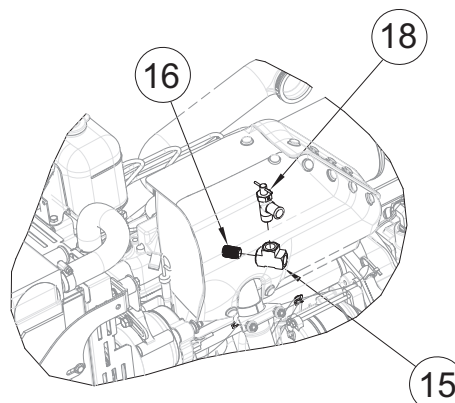
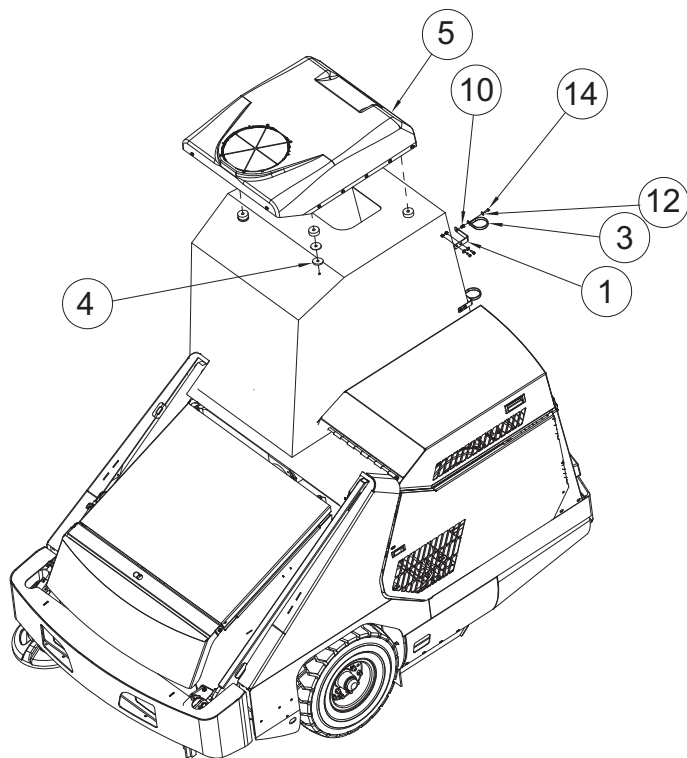
HYDRAULIC AUXILIARY PUMP AND FITTINGS



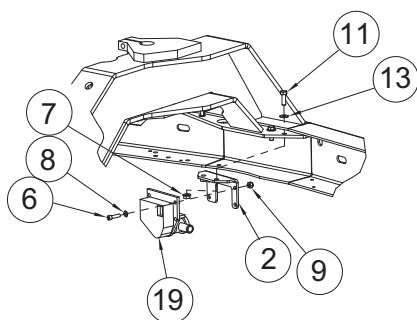
HYDRAULIC AUXILIARY PUMP AND FITTINGS	
PART NO.	DESCRIPTION
675520	FTG-ORFS 90 ELBOW -6 -8 SAE
675527	FTG-ORFS 45 ELBOW -8 -8 SAE
675502	FTG-ORFS 45 ELBOW -12 -12 SAE
3321397	PUMP-AUX HYDRAULIC
675512	FTG-ORFS 90 ELBOW -4 -8 SAE
675528	FTG-ORFS 90 ELBOW -8 -10 SAE
600215	PUMP PROPULSION
675500	FTG-ORFS 90 ELBOW -10 -12 SAE
690463	WELD, HYDROBACK MNT

OPTIONS

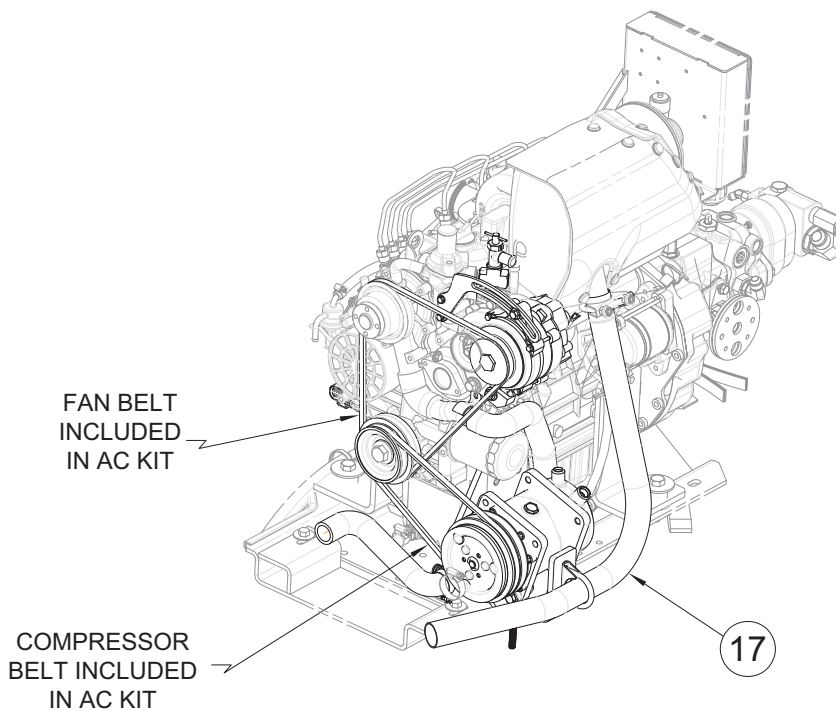
OPT - AIR CONDITIONING, DSL (3316990)



THERMOSTAT HOUSING - REF



WATER VALVE INSTALL DETAIL

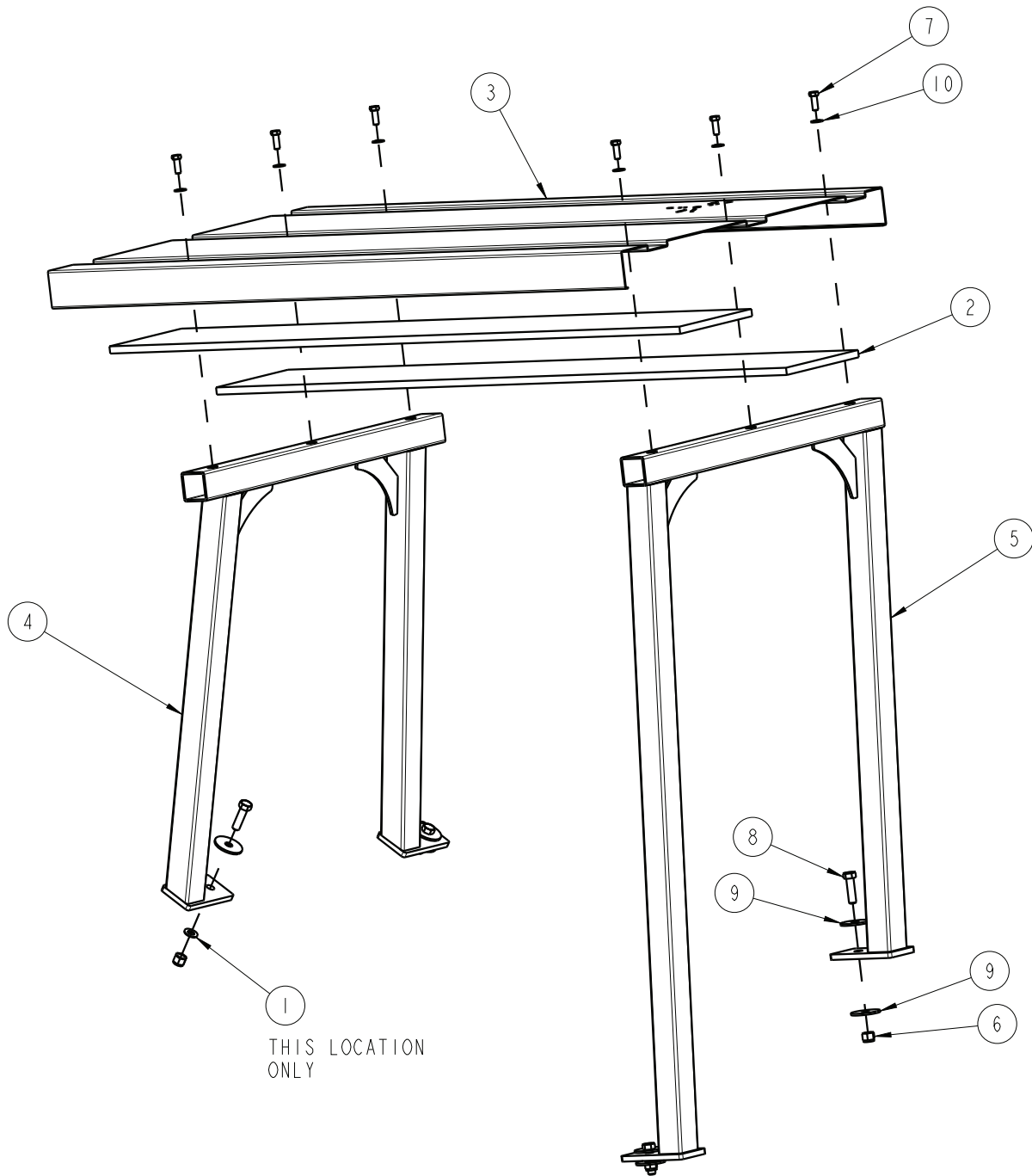


FAN BELT INCLUDED IN AC KIT

COMPRESSOR BELT INCLUDED IN AC KIT

OPT-AIR CONDITIONING, DSL (3316990)			
ITEM	PART NO.	REQ'D	DESCRIPTION
1	650170	2	BRKT, AC LINE SUPPORT
2	650252	1	BRKT, HEAT VALVE SUPPORT
3	690436	2	CLAMP-P TYPE 2-3/4 VINYL CUSHION
4	690927	4	ISOLATOR, WEDGE SHAPED
5	690950	1	AIR CONDITIONER/HEATER, 9X
6	710826	4	SCR-SHCS 1/4-20 X 1.00 SS
7	711379	2	NUT-FLANGED WIZZ 5/16-18 ZP
8	711577	4	WASHER-FLAT .260 X .50 X .020
9	712667	4	NUT-NYLOC 1/4-20 SS
10	730535	6	INSERT-M6-1.00, .7 - 4.2 GRIP
11	3400035	2	SCR-HH 5/16-18 X 1.00 ZP GR 5
12	3400383	6	WASHER-CONICAL SPRING 1/4
13	3400384	2	WASHER-CONICAL SPRING 5/16
14	11038098	6	SCR-HH M6-1.0 X 20 ZP CLASS 8.8 DIN
15	3303303	1	FTG-TEE 3/8 FPT
16	3303304	1	FTG-NIPPLE 3/8 BRASS
17	3330886	1	KIT-A/C (EPS) SW/9X V1505 KBA
18	3334443	1	TRUCK VALVE-.625 HOSEX.375 PIPE THD
19	REFERENCE		ELECTRIC WATER VALVE - INCLUDED WITH A/C UNIT

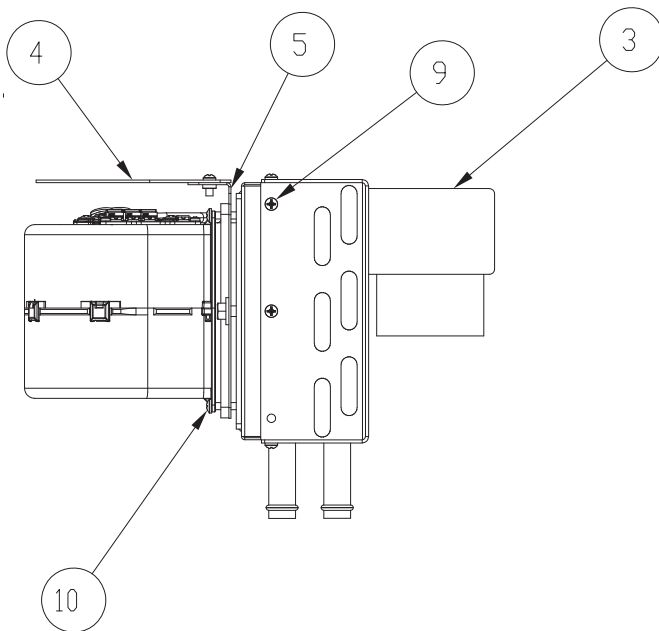
OPT - OVERHEAD GUARD (690840LH)



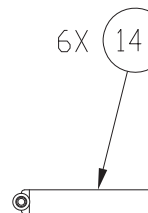
OPT - OVERHEAD GUARD (690840LH)			
ITEM	PART NO.	REQ'D	DESCRIPTION
1	600950	1	WASHER-FLAT M12 ZP
2	690871	2	INSULATION, OHG ROOF
3	690872	1	ROOF, OHG CORRUGATED (LH)
4	690874-1	1	ASSY, OHG FRONT SUPPORT (LH)
5	690875-1	1	ASSY, OHG REAR SUPPORT (LH)
6	711376	4	NUT-NYLOC 1/2-13 ZP
7	713042	6	SCR-HH 3/8-16 X 1.00 ZP GR 5
8	3400021	4	SCR-HH 1/2-13 X 1.75 ZP GR 5 FULL THRD
9	3400091	7	WASHER-FENDER 1/2 X 2.00 ZP
10	3400385	6	WASHER-CONICAL SPRING 3/8

OPT - HEATER (690087)

INSTALL EDGING
(P/N: 3500118)
ON CURVED EDGE.

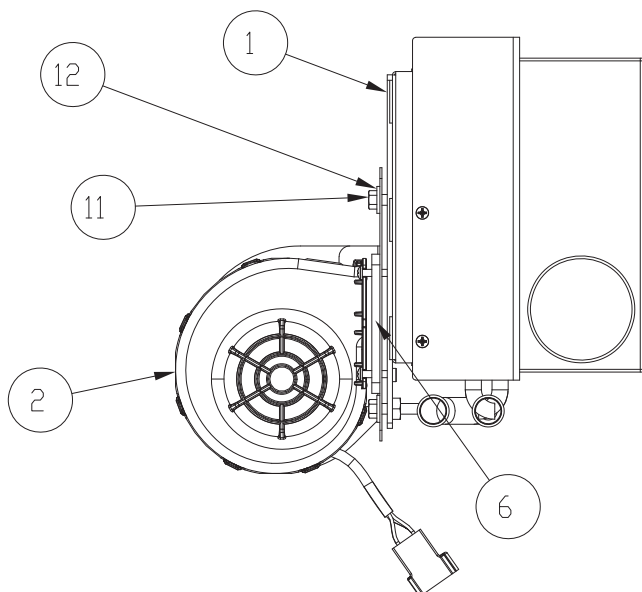


6X 14 USE TO INSTALL HE
Y-ADAPTERS, AND P

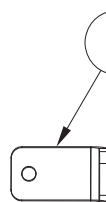


13

USE TO SECURE HEATER
HOSE DURING ROUTING

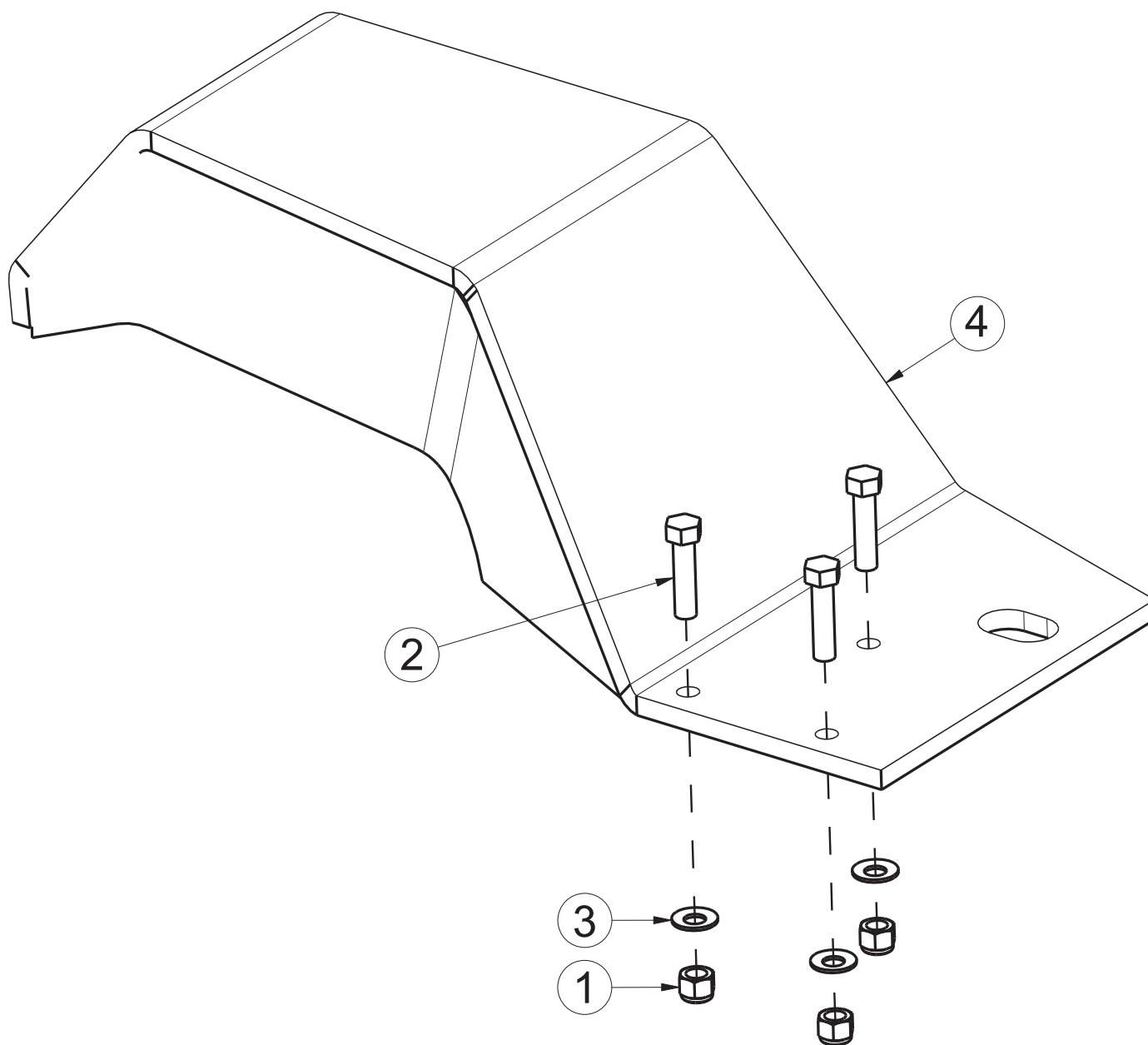


7 FOR USE WITH MICHIGAN
SEAT OPTION ONLY



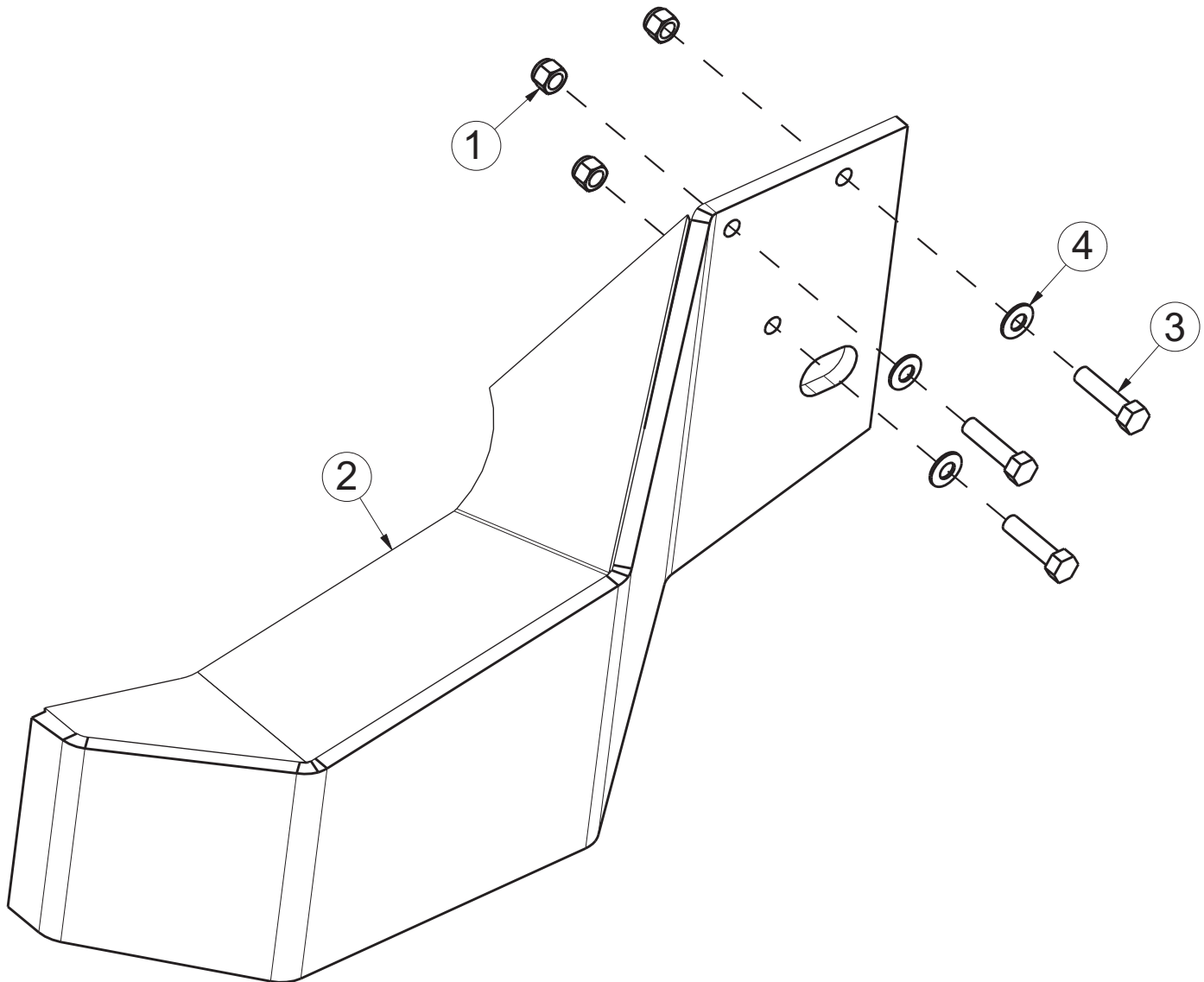
OPT - HEATER (690087)			
ITEM	PART NO.	REQ'D	DESCRIPTION
1	690080	1	ASSEMBLY, MTG, HEATER, 9X/10X
2	690086	1	HEATER, BTU 16000, 12V, 9X/10X OPTION
3	690096	1	W/D, ASSY, PLENUM BOX, HEATER 9X/10X
4	690097	1	SHROUD, TOP, HEATER MOTOR
5	690098	1	ASSY, MTG, HEATER MOTOR 9X/10X
6	690099	1	GASKET, HEATER BLOWER MOTOR
7	690429	1	BRACKET, MICHIGAN SEAT STOP
9	710328	10	SCR-MC RD HD 8-32X.37 STL
10	710331	4	SCR-MC 8-32 X .75 ZINC
11	711207	2	BLT-HH 1/4-20 X 1.00 STPL
12	711505	2	WASHER-FLAT 1/4 ZP
13	828062	6	CABLE TIE LARGE
14	3300336	6	CLAMP-HOSE 2.5 SS
***	748717	1	HARNESS ASSY, HEATER POWER
***	748718	1	HARNESS ASSY, HEATER CONTROL
***	3322601	1	FUSE-15 AMP AUTOMOTIVE PUSH IN
***	690039	1	FTG-TEE 1-1/4 HBX 1-1/4 HB X 3/4 HB BRAS
***	3334443	1	TRUCK VALVE-.625 HOSEX.375 PIPE THD
***	3303304	1	FTG-NIPPLE 3/8 BRASS
***	3500118	1	EDGING-VINYL TRIM 1/8" X 250'
***	3303072	1	SWITCH-3 SPEED
***	3303073	1	KNOB-ROTARY SWITCH 3-SPEED
***	3400820	1	CONN-WATER LINE 5/8ID X 3/8THD
***	620653S	32 FT	HOSE, COOLANT, 5/8 IN ID, RAW
***	3303303	1	FTG-TEE 3/8 FPT
***	3310096	2	DECAL-CAB SWITCH BOX ARMA
***	3302193	2	CLAMP-HOSE 1.25 NOM
***	3302144	4	CLAMP-HOSE 1/2 NOM
***	711210	1	SCR-HH 1/4-20 X 1.25 ZP GR 5 FULL THRD

OPT - HD CURB BROOM, RIGHT (3317302)



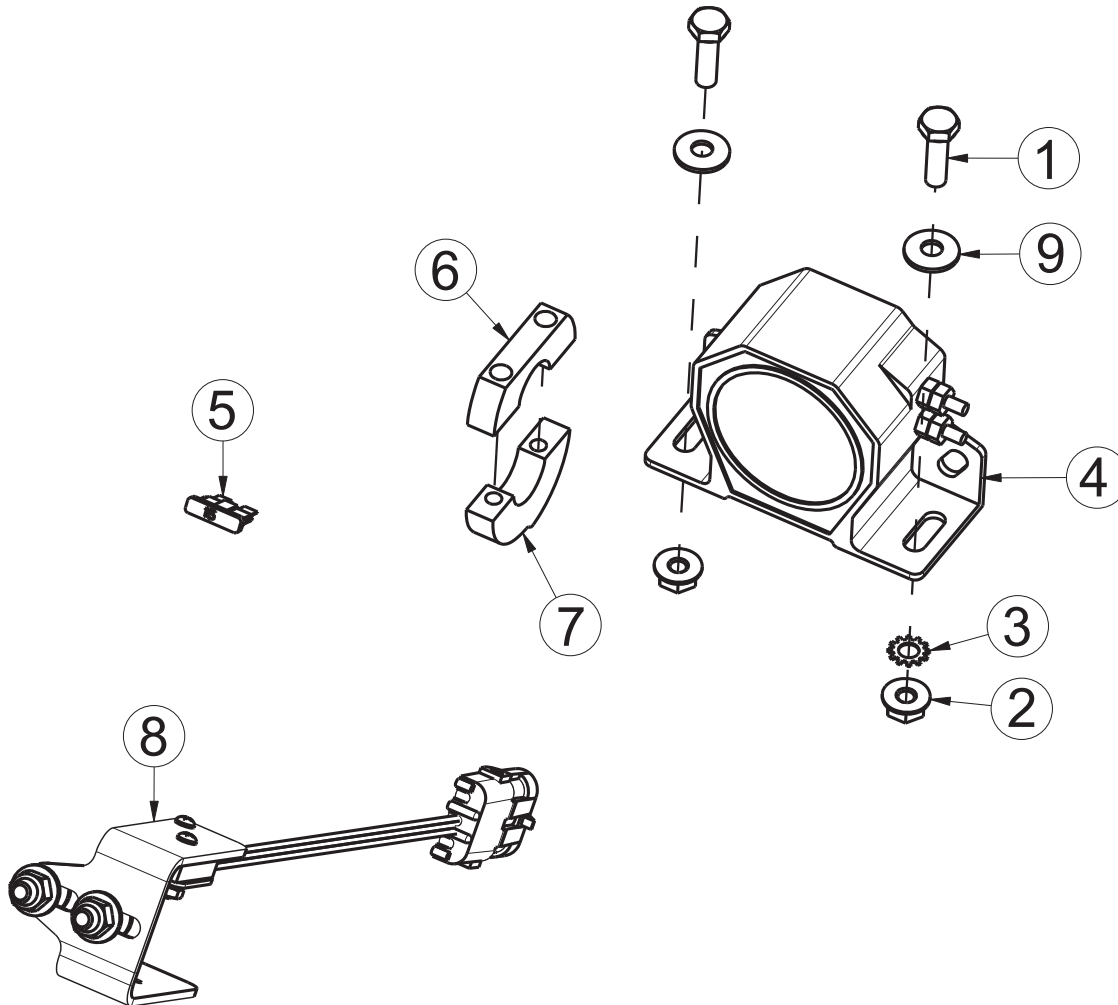
OPT - HD CURB BROOM, RIGHT (3317302)			
ITEM	PART NO.	REQ'D	DESCRIPTION
1	711380	3	NUT-NYLOC 3/8-16 ZP
2	3400028	3	SCR-HH 3/8-16 X 1.50 ZP GR 5
3	3400385	3	WASHER-CONICAL SPRING 3/8
4	3307726M	1	WELD-HD RH CURB BROOM GUARD, AM9D

OPT - HD CURB BROOM, LEFT (3330752)



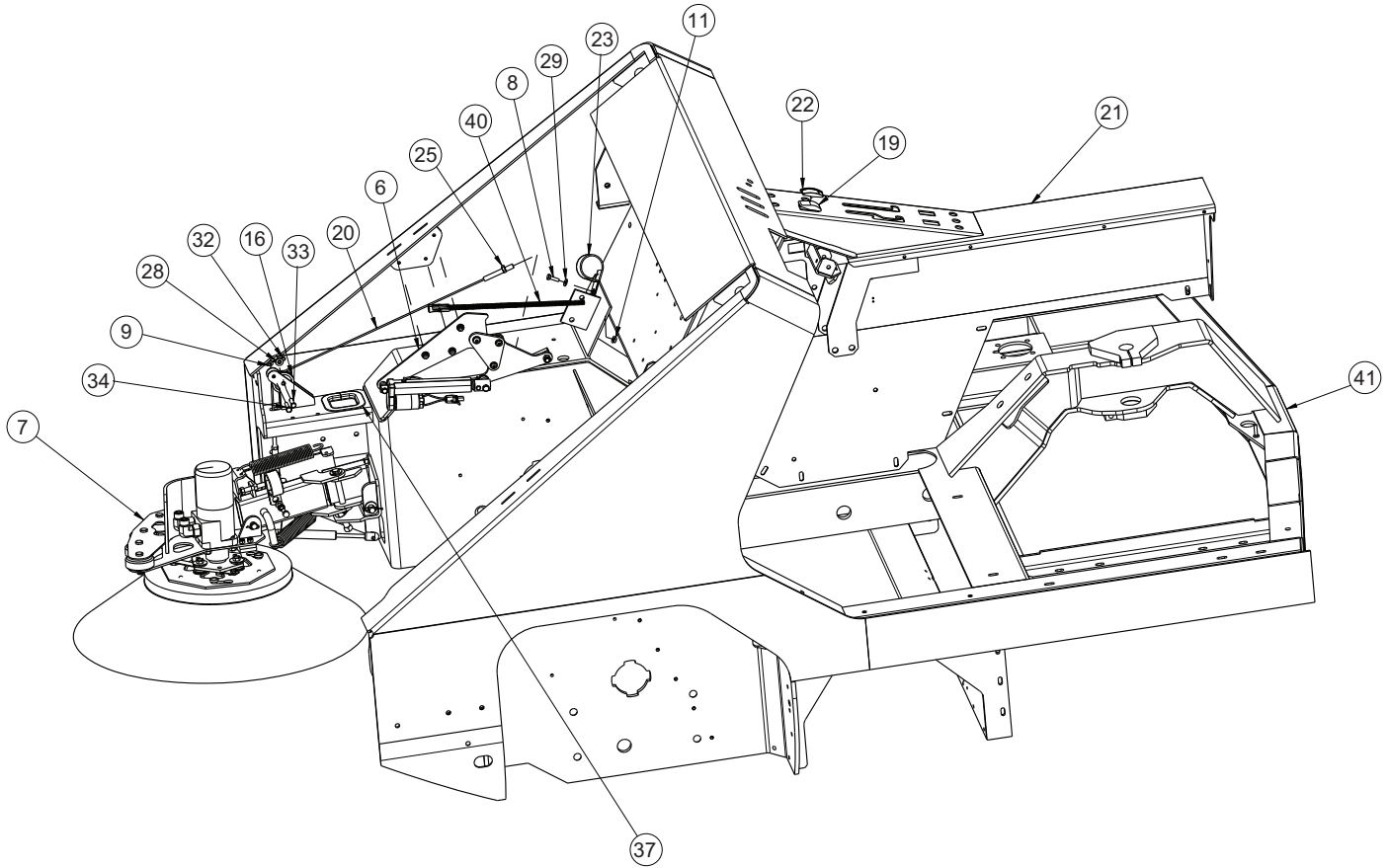
OPT - HD CURB BROOM, LEFT (3330752)			
ITEM	PART NO.	REQ'D	DESCRIPTION
1	711380	3	NUT-NYLOC 3/8-16 ZP
2	3330755	1	HD LH CURB BROOM GUARD SW/A
3	3400028	3	SCR-HH 3/8-16 X 1.50 ZP GR 5
4	3400385	3	WASHER-CONICAL SPRING 3/8

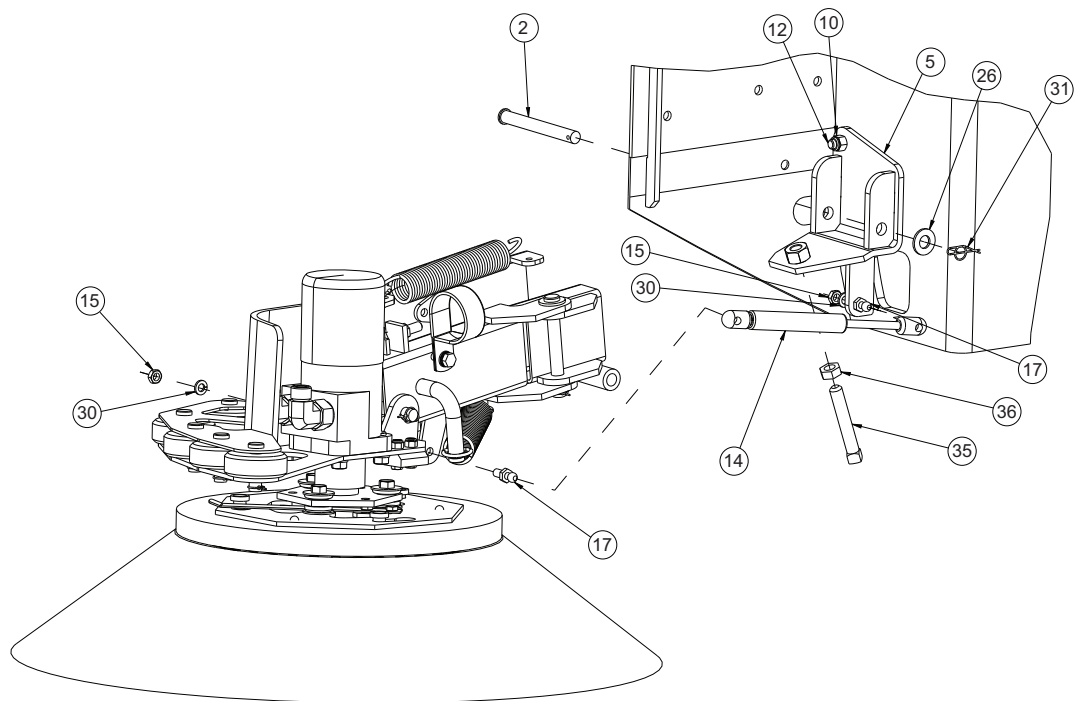
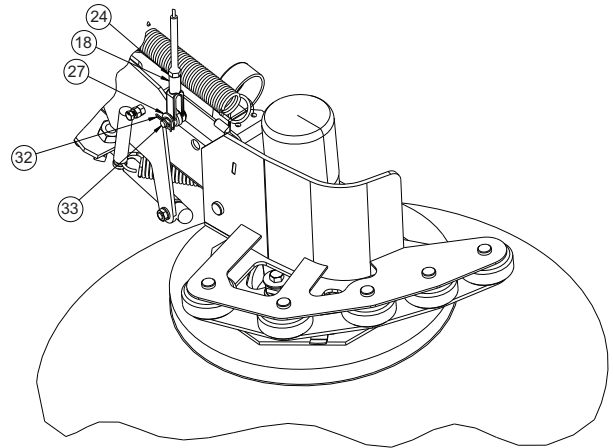
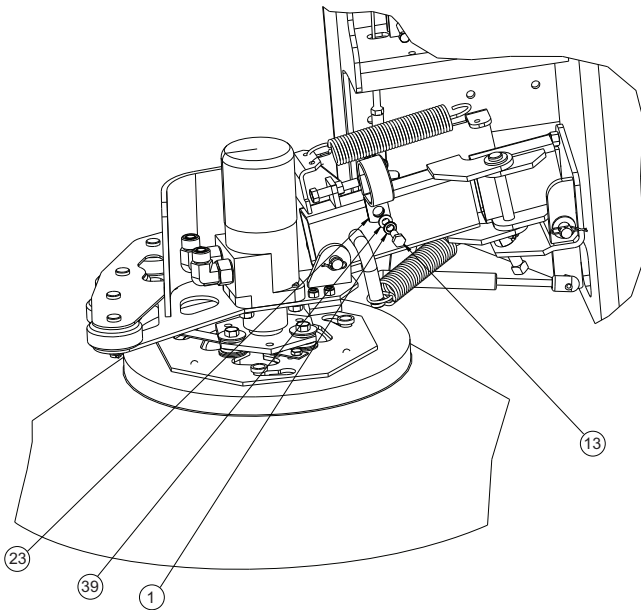
OPT - BACKUP ALARM & NEUTRAL SAFETY SWITCH (3317306)



OPT - BACKUP ALARM & NEUTRAL SAFETY SWITCH (3317306)			
ITEM	PART NO.	REQ'D	DESCRIPTION
1	713002	2	SCR-HH 1/4-20 X .75 ZP 5
2	711425	2	NUT-FLANGED WIZZ 1/4-20 ZP
3	711564	1	WASHER-EXT LOCK 1/4 ZP
4	3303002	1	HORN-BACK UP, 97 db(A), 12VDC
5	3322601	1	FUSE-15 AMP AUTOMOTIVE PUSH IN
6	3335222	1	CAM-SWITCH, LOWER THRTL POS
7	3335223	1	CAM-SWITCH, UPPER, BACKUP
8	3337850	1	ASSY - BACKUP ALARM SWITCH, ARMADILLO
9	3400383	2	WASHER-CONICAL SPRING 1/4
10	749068	1	HARNES ASSY, BACKUP ALARM

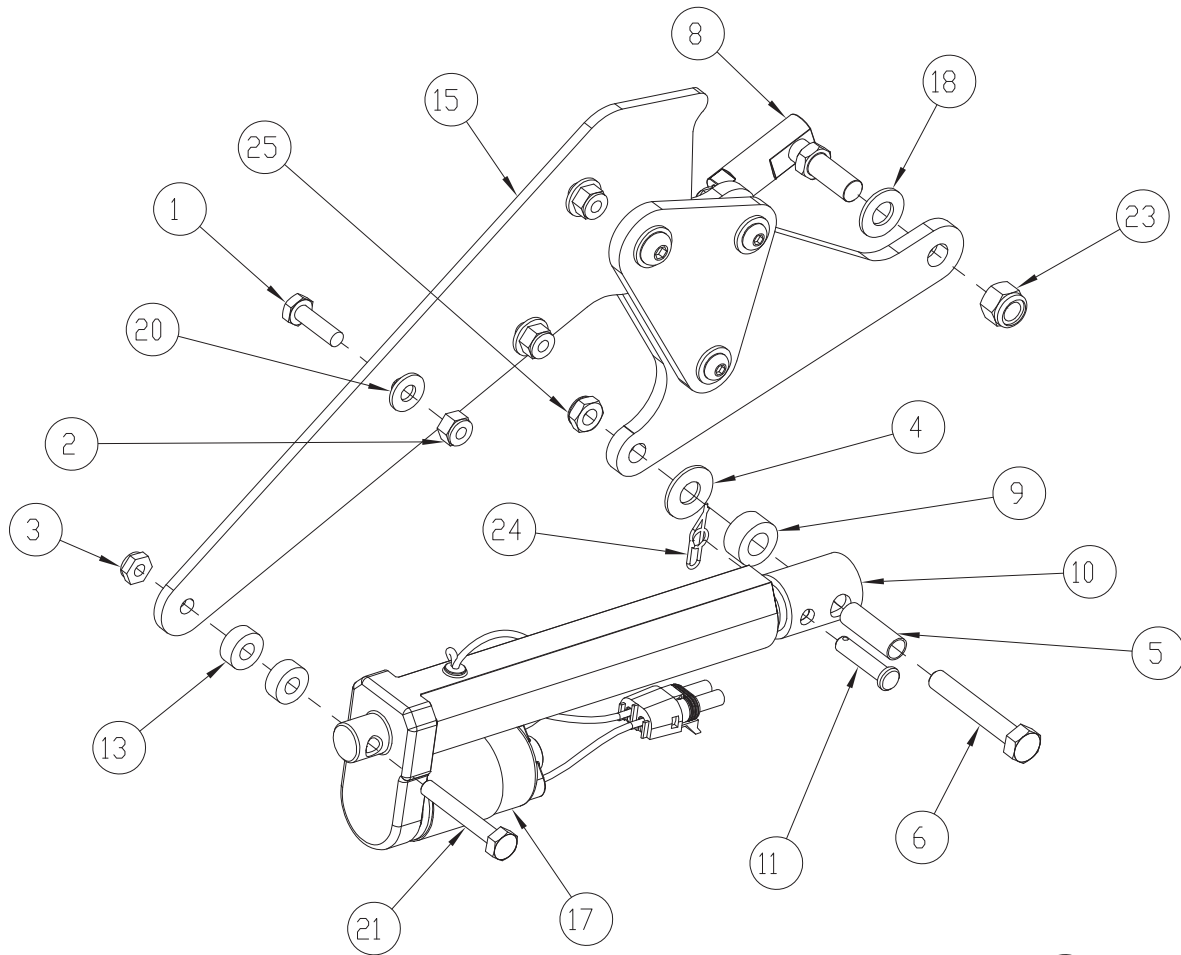
OPT - DUAL SIDE BROOM (690751)

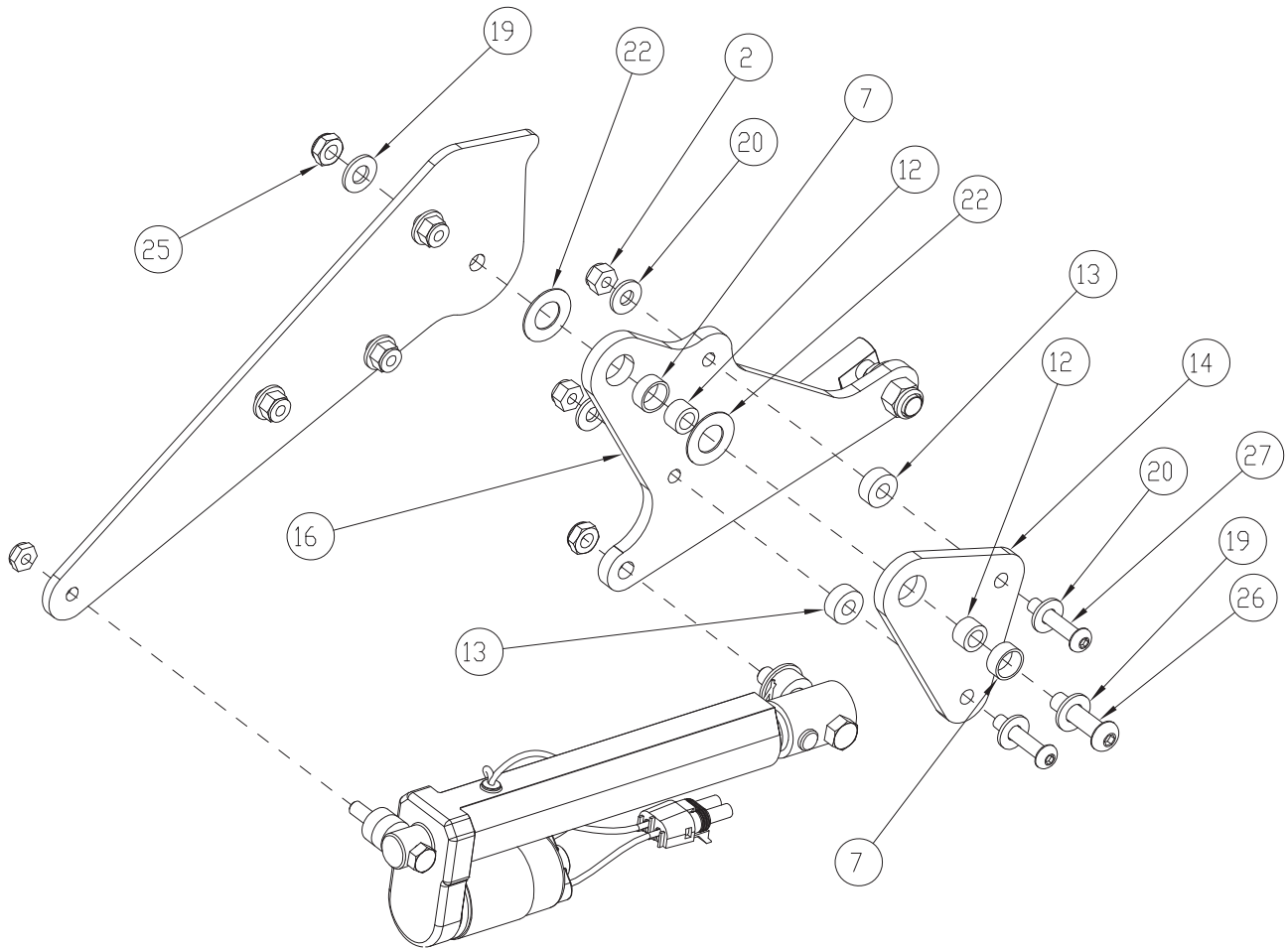




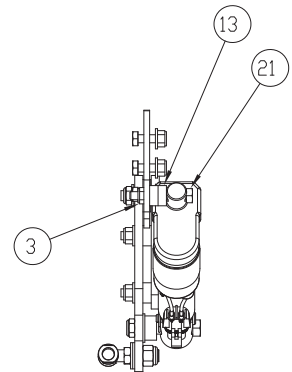
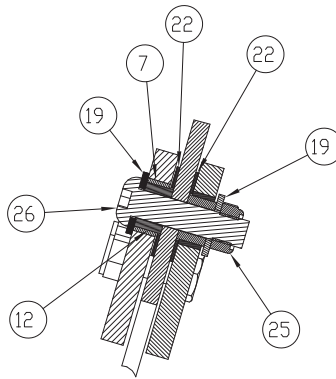
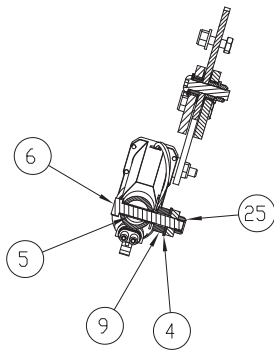
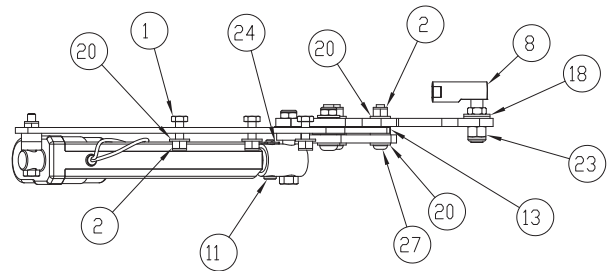
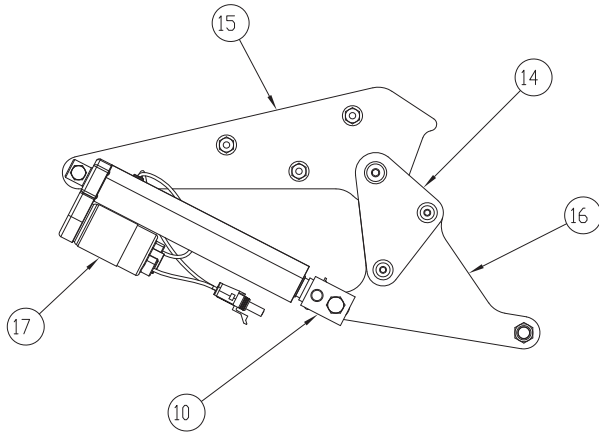
OPT - DUAL SIDE BROOM (690751)			
ITEM	PART NO.	REQ'D	DESCRIPTION
1	600578	1	PIN-COTTER 1/2 RUE RING
2	600959	1	LOCK WASHER, SPLIT, M8, ZINC
3	675427	1	HOSE-LH CB MTR IN TO RT CB OUT 170"
4	675428	1	HOSE-LH CB MTR OUT TO IMP TEE 100"
5	690613	1	WELDMENT, RH SB MNT
6	690768	1	ASSY- ACTUATOR RH 9X
7	690769	1	BROOM ASSEMBLY, DSB LH 9X RIGHT SIDE
8	711206	1	BLT-HH 1/4-20 X .87 STL ZINC
9	711373	1	NUT-NYLOC 1/4-20
10	711380	2	NUT-NYLOC 3/8-16 NUT
11	711425	1	NUT - HEX 1/4-20, WHIZ NUT
12	713043	2	BLT-HH 3/8-16 X 1 1/4 #5
13	717024	1	SCR-HH M8-1.25 X 20 ZP GRADE 8.8
14	730902	1	GAS STRUT, 8.77 EXT X 3.00 STK, 200N
15	730904	2	NUT-JAM 5/16 - 18 SS
16	3300368	1	PULLEY-PLASTIC 2" x .25" GROOVE
17	3300376	2	STUD-BALL GAS SPR 5/16-18 THRD .391DIA.
18	3307642	1	CLEVIS-5/16 PLTD SW/A
19	3332713	1	SWITCH-DOUBLE SCRUB BROOM
20	3334946	1	CABLE-1/8 DIA X 33 LG, SIDE BRM
21	REFERENCE	1	CONSOLE, 9X,10X , BURGUNDY
22	3342273	1	SWITCH COVER-BLACK, CLEAR LENS
23	3343539	2	CLAMP - P TYPE, 2 DIA
24	3400069	1	NUT-HEX 5/16-24 ZP
25	3400075	1	NUT-HEX JAM 3/8-24 ZP
26	3400087	1	WASHER 3/8 ID .81 OD X .065 THK
27	3400088	1	WASHER 5/16 ID .688 OD X .065 THK
28	3400089	1	WASHER 1/4 ID .63 OD X .065 THK
29	3400102	2	WSR-LOCK 5/16, ZP
30	3400125	2	PIN-COTTER 3/8 RUE RING
31	3400184	2	PIN-CLEVIS 5/16 x 1-1/8 ZP
32	3400227	1	SCREW-HHM 1/4-20 X 1.25 LG ZP
33	3400404	1	SCR-SET 1/2-20 X 3.00 BLK OX CP SQUARE H
34	3400449	1	NUT-JAM 1/2-20 ZP
35	3400751	1	PIN-CLEVIS 1/2 X 4.00 ZP
36	12310041	1	WASHER - FLT, 8.4 X 16 X 1.6, STL, ZINC DICH
37	3317219P	1	DSB HARNESS, AM9D
38	REFERENCE	1	MAIN FRAME AM9D DARK GRAY, LH

ASSY- ACTUATOR RH 9X (690768)



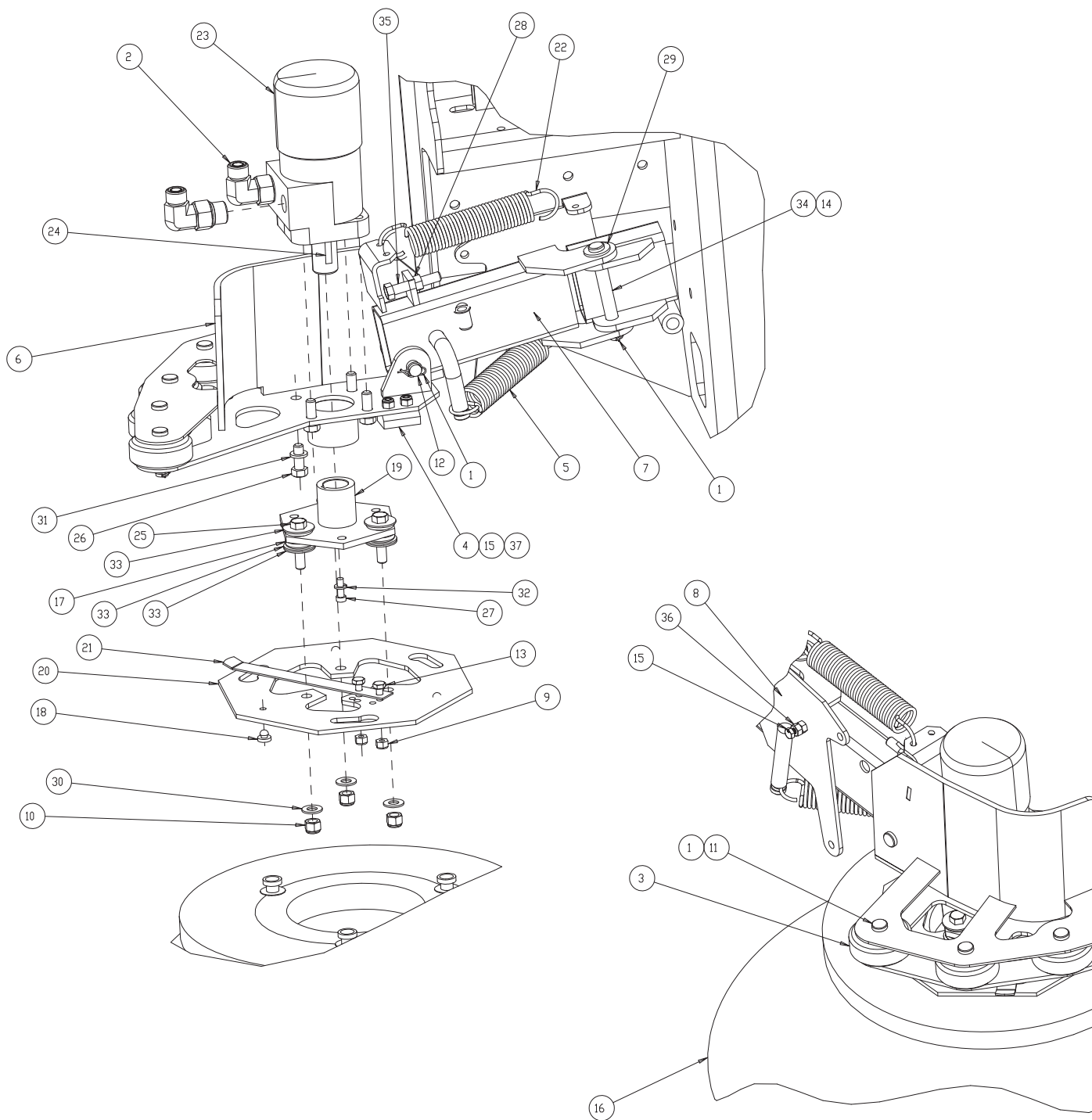


ASSY- ACTUATOR RH 9X (690768) (CONTINUED)



ASSY - ACTUATOR RH 9X (690768)			
ITEM	PART NO.	REQ'D	DESCRIPTION
1	711206	3	BLT-HH 1/4-20 X .87 STL ZINC
2	711373	5	NUT-NYLOC 1/4-20
3	711387	1	NUT-NYLOC 1/4-20 1/2 NUT
4	711569	1	WASHER-FLAT .390 X .880 X .062 NYL
5	713104	1	BUSHING, SLEEVE, 3/8
6	713107	1	SCR-HEX,5/16-18X2.0 GRD 9 ZP
7	3300431	2	BUSHING-.499 ID X .594 OD (X.250
8	3300461	1	BALL JOINT
9	3301085	1	SPACER-FRONT BUMPER PLTD
10	690912	1	ADAPTER-CURB BRM ACTUATOR
11	3318887	1	PIN-CLEVIS 1/4 X 1-1/8
12	3335273	2	SPACER-.32 ID X .499 OD X .31 LG
13	3335274	4	SPACER-.28 ID X .625 OD X .26 LG
14	3335275	1	PLATE-SUPPORT SB LIFT
15	3335372	1	MOUNT - PIVOT SIDE BROOM
16	3335373	1	PLATE - PIVOT SIDE BROOM
17	3336595	1	ASY- ACTUATOR, SIDE BROOM
18	3400087	2	WASHER 3/8 ID .81 OD X .065 THK
19	3400088	2	WASHER 5/16 ID .688 OD X .065 THK
20	3400089	7	WASHER 1/4 ID .63 OD X .065 THK
21	3400173	1	SCREW-HHM 1/4-20 X 1.75 LG ZP
22	3400178	2	BEARING-THRUST .531 ID X 1.00 OD
23	3400342	1	NUT-HEX 3/8-24 ES ZP
24	3400742	1	RUE RING-1/4 HEAVY ZP
25	3401098	2	NUT-HEX JAM 5/16-18 ES ZP
26	3401440	1	SCREW_BHCS 5/16-18 X 1.25 LG ZP
27	3401983	2	SCREW BH 1/4-20 X 1.25 LG

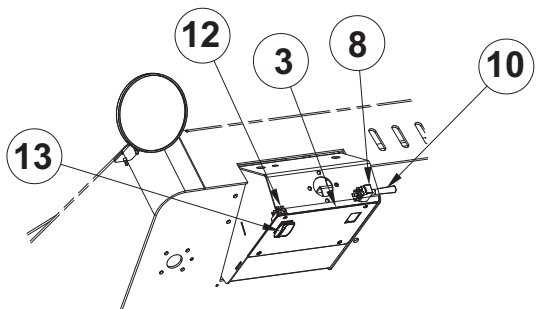
BROOM ASSEMBLY, DSB LH 9X RIGHT SIDE (690769)



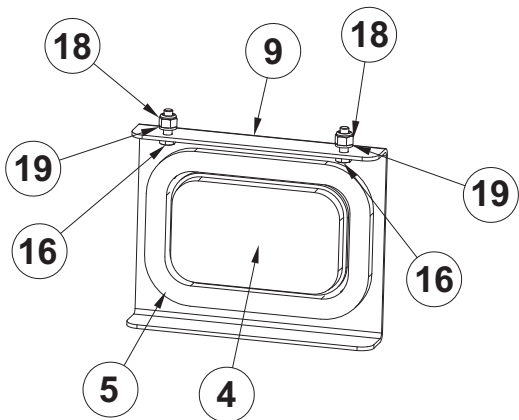
BROOM ASSEMBLY, DSB LH 9X RIGHT SIDE (690769)			
ITEM	PART NO.	REQ'D	DESCRIPTION
1	600578	7	PIN-COTTER 1/2 RUE RING
2	675528	2	FTG-STR THD ELBOW -8 ORFS TO -10 SAE
3	690459	5	ROLLER
4	690510	1	BUMPER, SIDE BROOM
5	690512	1	SPRING, EXT, .135 W 1.25 OD 5.5 L
6	690608	1	WELDMENT, RH SB MOTOR MNT
7	690610-1	1	ASSEMBLY, RH SIDE BROOM ARM
8	690611	1	WELDMENT, RH REAR SM ARM
9	711373	2	NUT-NYLOC 1/4-20
10	711380	3	NUT-NYLOC 3/8-16 NUT
11	712109	5	CLEVIS PIN, 1/2 x 1-3/4
12	712134	1	CLEVIS PIN, 1/2 x 3.00
13	713002	2	SCR-HH 1/4-20 X .75 ZP 5
14	714002	2	FIBERGLIDE BEARING, .500 ID .250 T
15	731006	3	SCR-HH M6-1.00 X 25 ZP CLASS 8.8
16	3300308	1	BROOM-SIDE 24" WHITE NYLON
17	3300465	3	MOUNT-ISO IMP MNT
18	3300526	3	BUMPER - 1/4 ID X 1/8 THK
19	3300875	1	WELD-DR HUB SC BR
20	3301262	1	PLT-GIMBLE SCRUB BRUSH PNTD
21	3302058	1	BAR-BRUSH RETAINER
22	3302599	1	SPRING, EXTENSION - 5.00"
23	3316897	1	MOTOR-HYD CURB BROOM
24	3330338	1	KEY-SHAFT D-FOSS CB/MB/SC MOTORS (SPARE PART)
25	3400027	3	SCREW-HHM 3/8-16 X 1.75 LG ZP
26	3400030	4	SCREW-HHM 3/8-16 X 1.0 LG ZP
27	3400049	1	SCR=SOC 1/4-20 X .75 ZP
28	3400068	1	NUT-HEX 3/8-16 ZP
29	3400086	2	WASHER-FLAT 1/2 STANDARD ZP
30	3400087	3	WASHER 3/8 ID .81 OD X .065 THK
31	3400101	4	WASHER-LOCK 3/8 SPLIT ZP
32	3400103	1	WASHER-LOCK 1/4 SPLIT ZP
33	3400278	9	WASHER-FENDER 3/8 ZP
34	3400751	1	PIN-CLEVIS 1/2 X 4.00 ZP
35	3401454	1	BOLT-HEX, TAP 3/8-16 X 2 ZP
36	12022042	1	NUT-HEX M6 X 1.0 STL ZD CL8 DIN 934
37	12040044	2	NUT-NYLOC M6 X 1.0 ZP CLASS 6
38	REFERENCE	1	MAIN FRAME AM9D DARK GRAY, LH

OPT - DIRECTIONAL LIGHTING, FOUR WAY FLASHERS AND REAR MIRRORS (690540)

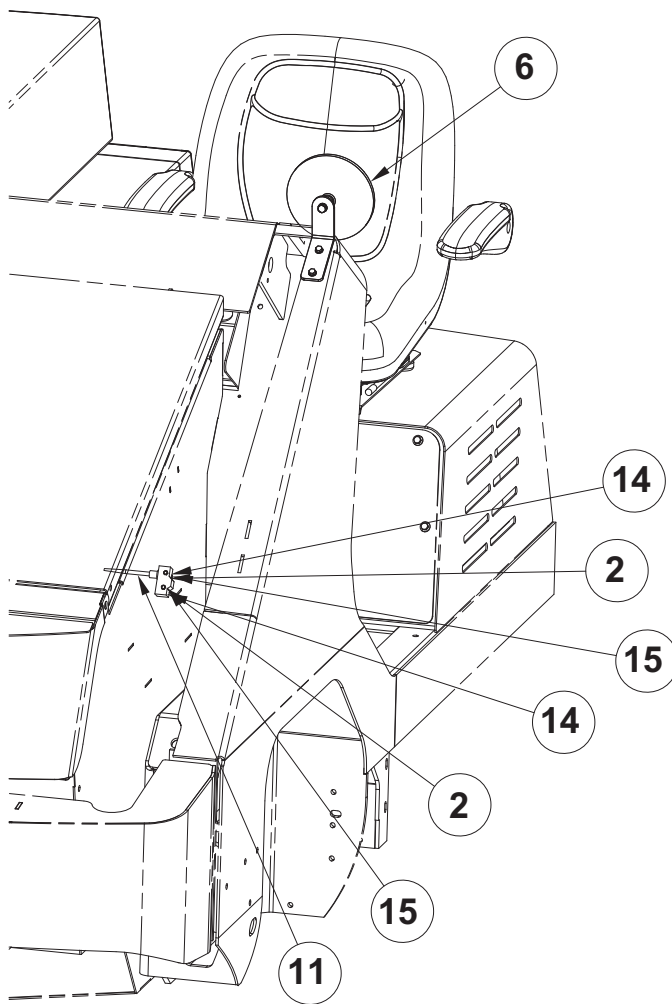
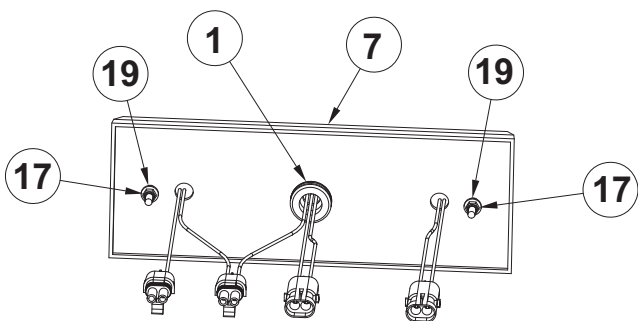
CONSOLE



FRONT LIGHTS

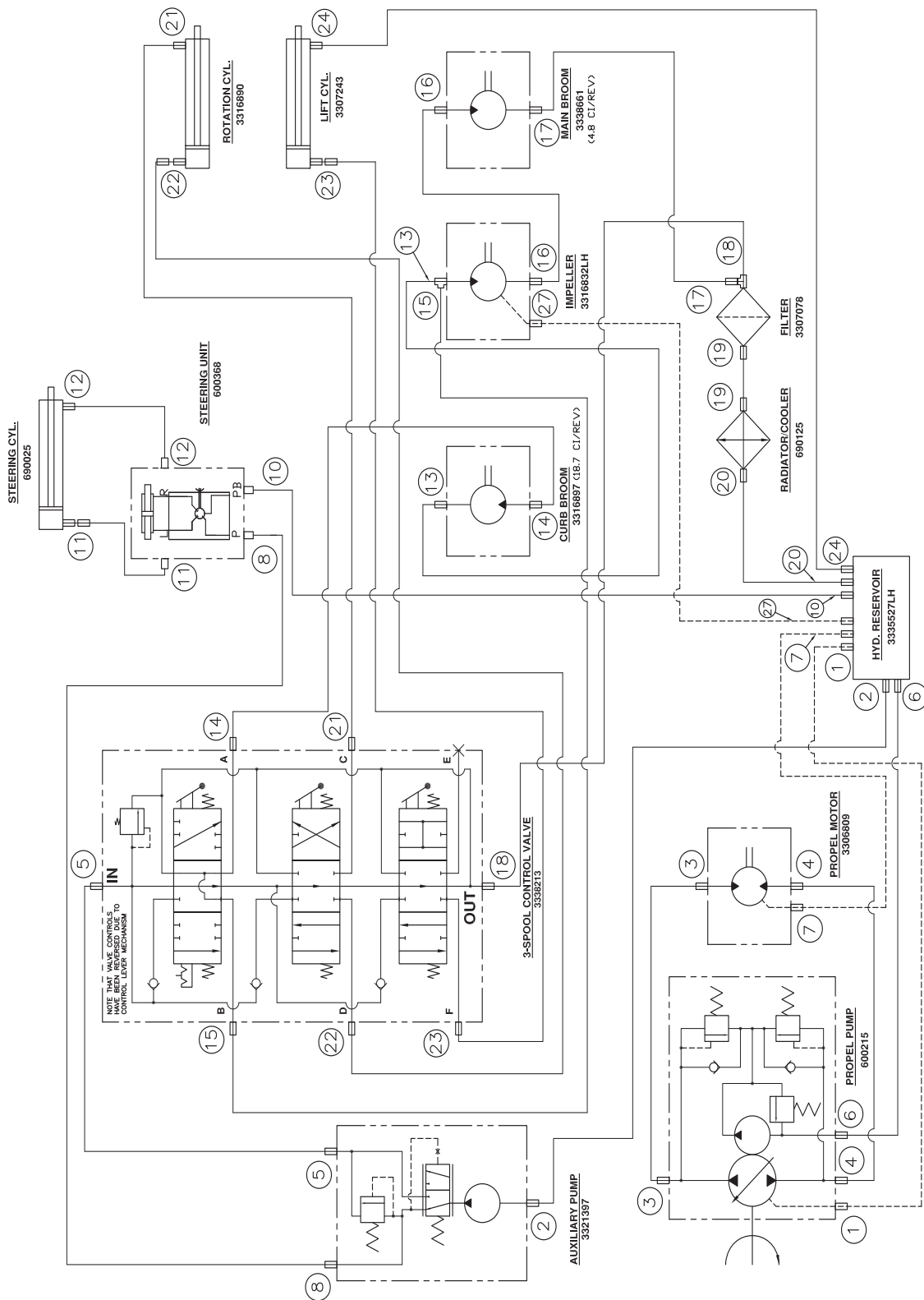


REAR LIGHTS



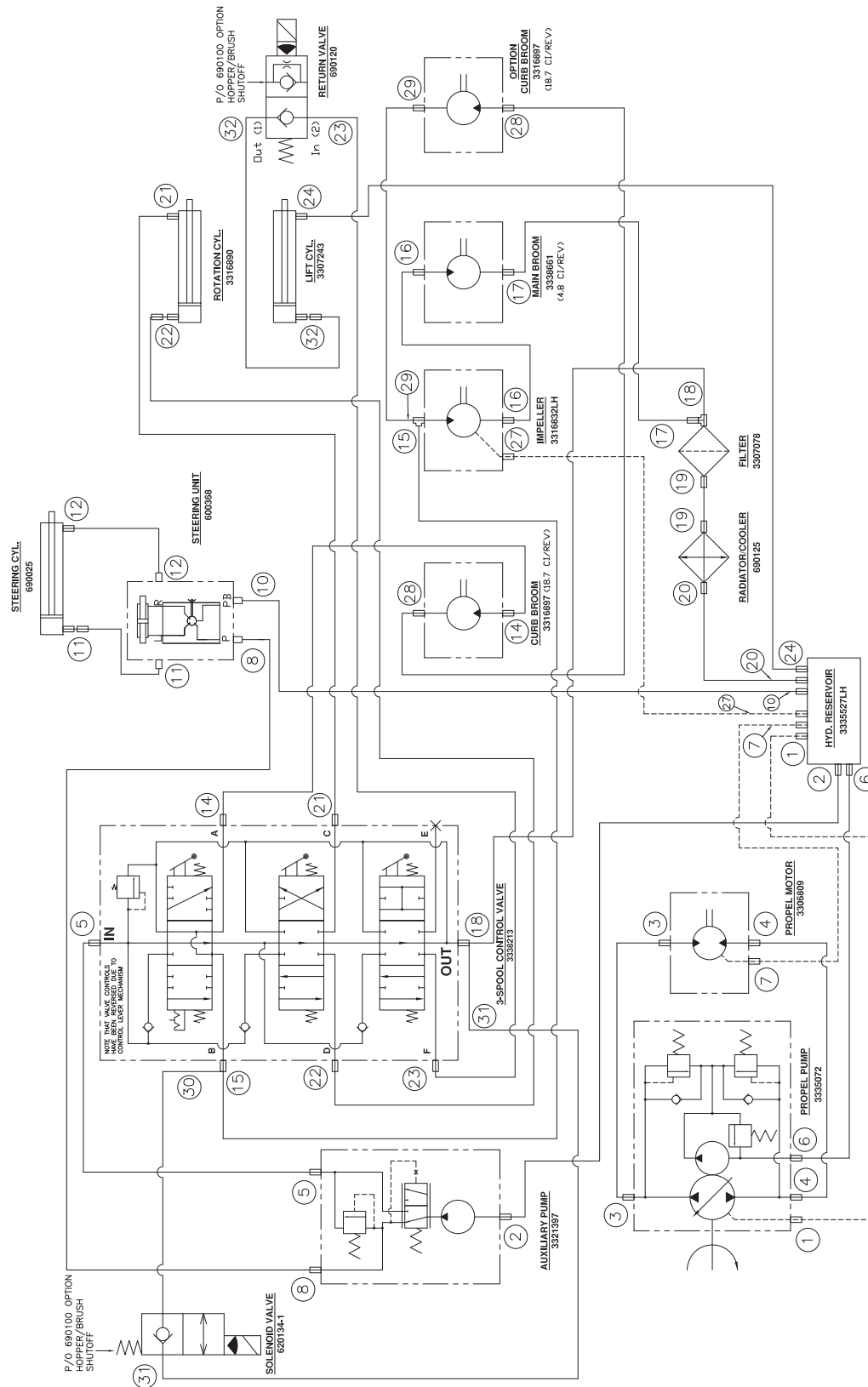
OPT - DIRECTIONAL LIGHTING, FOUR WAY FLASHERS AND REAR MIRRORS (690540)			
ITEM	PART NO.	REQ'D	DESCRIPTION
1	260274	2	GROMMET Z-421
2	620136	2	SCR-HH 8-32 X 1.25 ZP
3	690396	1	COVER-PLT, TILT STEERING, 9X, (CUTOUTS)
4	690535-1	2	ASSY, AMBER LED 5", FRONT TURN SIGNAL
5	690536	2	MOUNTING GROMMET
6	690540-1	1	LEFT-HAND REAR VIEW MIRRORS (SET OF 2)
7	690543-1	1	LIGHT ASSY, LED REAR COMBO (SET OF 2)
8	690546	1	SWITCH, TOGGLE, TURN SIGNAL
9	690621	2	MOUNT, RUNNING LIGHT
10	748301	1	TOGGLE HANDLE EXTENSION
11	3342546	1	SWITCH-12V WHISKER
12	3342705	1	SWITCH-BASE, DPST CONTURA ROCKER
13	3344038	1	COVER-SWITCH ROCKER BLACK NO LENS
14	3400082	2	NUT-NYLOC 8-32 ZP
15	3400096	2	WASHER-FLAT #8 X .438 ZP
16	11038098	4	SCR-HH M6-1.0 X 20 ZP CLASS 8.8 DIN
17	12040036	4	NUT-NYLOC M5 X 0.8 ZD CLASS 6
18	12040044	4	NUT-NYLOC M6 X 1.0 ZP CLASS 6
19	12310033	8	WASHER-FLAT M6.4 X 12 X 1.6 ZP

HYDRAULIC SCHEMATIC AM9D-LH



3334846LH, Sheet 1 of 3, Rev A, 07/2021

HYDRAULIC SCHEMATIC AM9D-LH



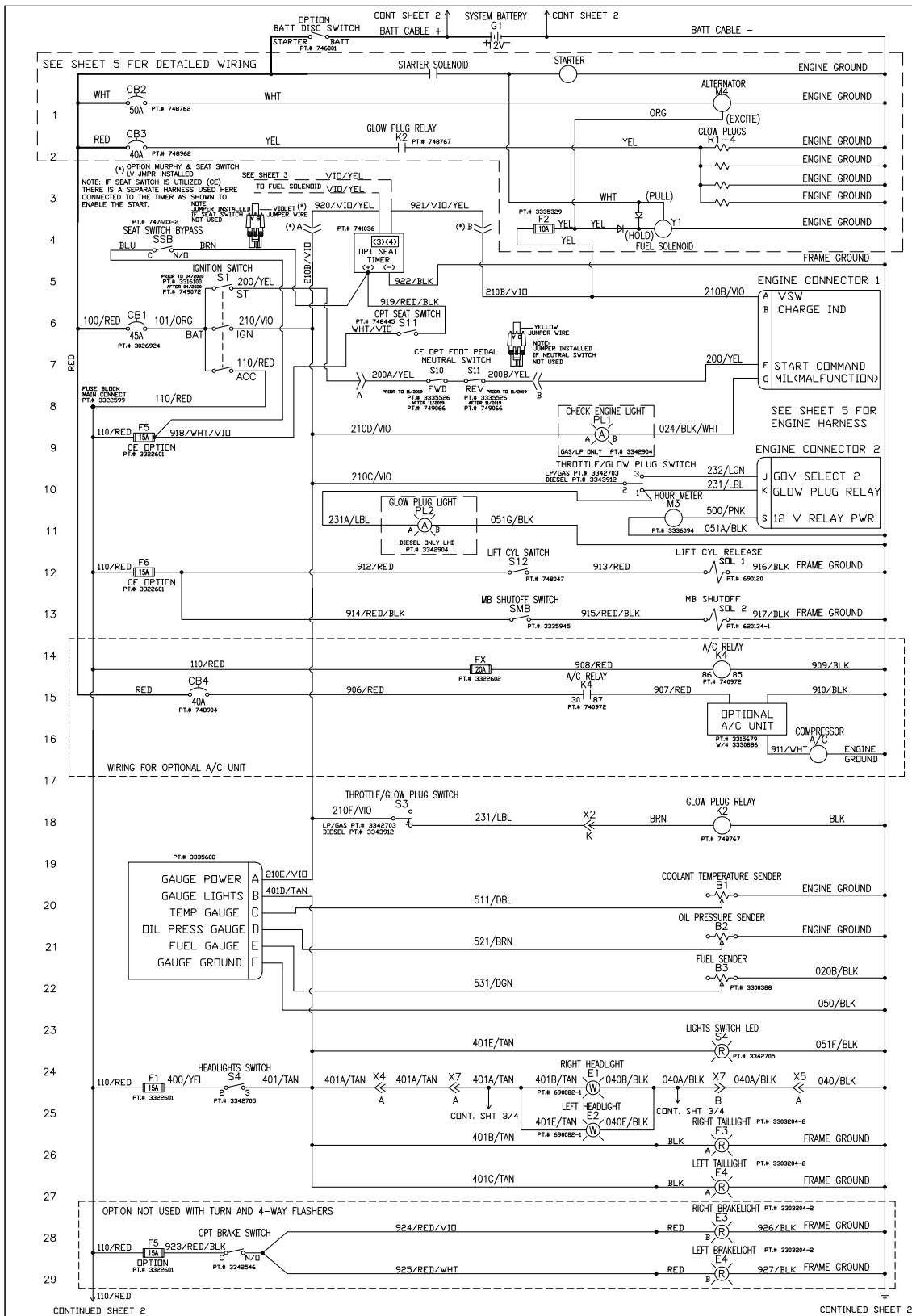
3334846LH, Sheet 2 of 3, Rev A, 07/2021

HYDRAULIC SCHEMATIC AM9D-LH

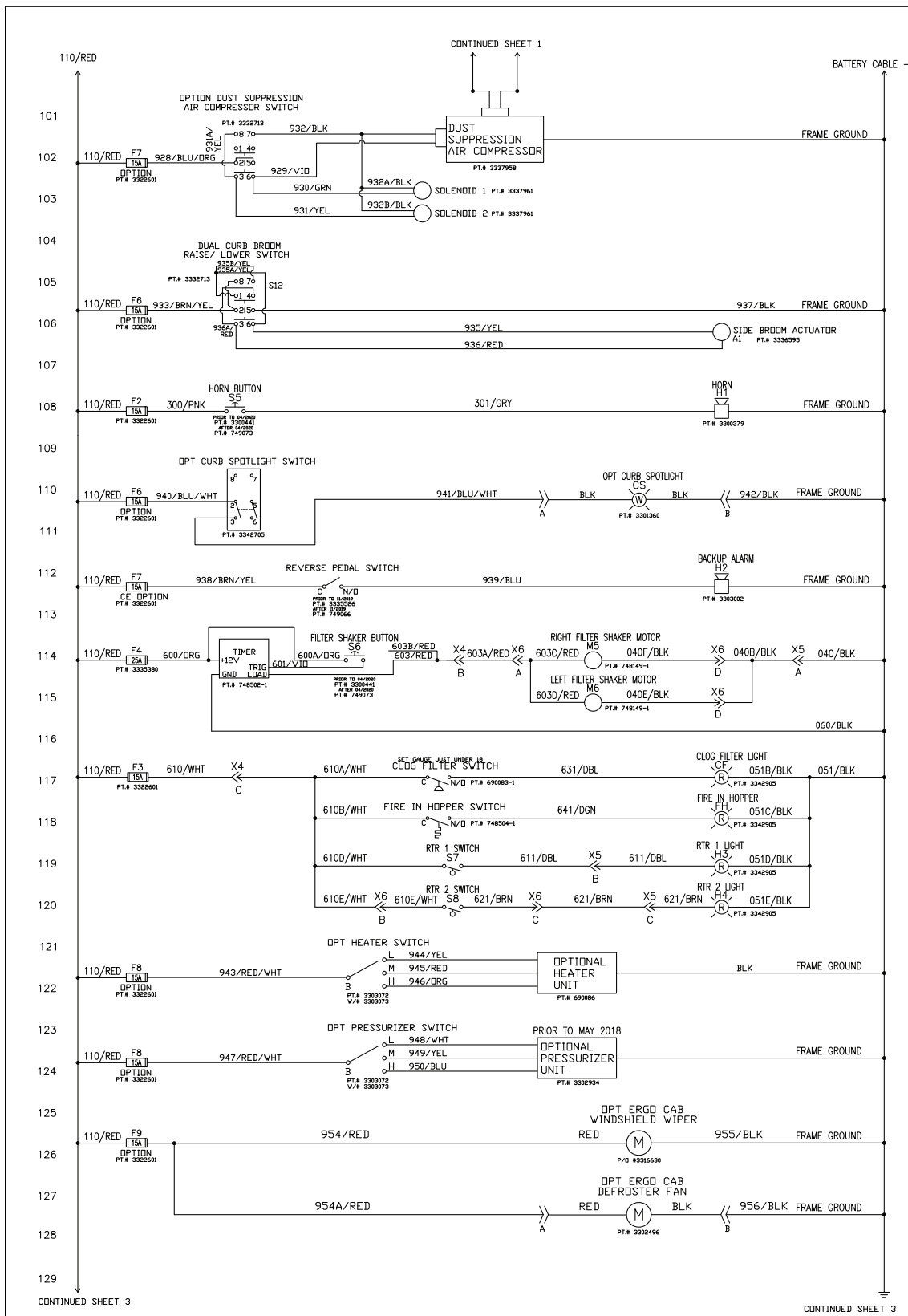
No.	Adapter 1	hose assy #	Adapter 2	RESV	HYD PUMP	AUX PUMP	RWI PUMP	CONT VALVE	PS UNIT	ROT ACT	CB MTR	IMP MTR	MB MTR	FILTER	RAD	ROT CYL	LIFT CYL	SOL VALVE	HOPPER RETURN VALVE	LH CURB BROOM	Comments:	
1	675524	675400	675527	1	2																Reservoir to Propel pump inlet	
2	675506	675401	675505	1																		Reservoir to Aux pump inlet.
3	675500	675402	675501	1	2																	Propel pump drivers side to Propel motor port A.
4	675501	675403	675502	2	1																	Propel motor port B to Propel pump passenger side
5	675528	675404	675524	2	1																	Aux pump to 3-spool control valve port IN.
6	675520	675405	675521	2	1																	Propel pump to reservoir
7	675508	675406	675510	2	1																	Propel motor to reservoir, case drain
8	675512	675407	675511							2												Aux pump to Steering unit port P.
9																						
10	675552	675409	675519	2						1												Steering unit to reservoir
11	675552	675410	675518							1	2											Steering unit L port to port P1 on steering cylinder
12	675515	675411	675518							1	2											Steering unit R port to port P2 on steering cylinder
13		675412	675528									1	2									Inlet tee to curb broom out.
14	675524	675413	675528							2												Valve port A to curb motor inlet port A.
15	675524	675414	675525							1	2											Control valve outlet to Impeller inlet tee. See hose 13 for details
16	675523	675415	675523									1	2									From impeller port to Main broom in port A
17	675523	675416	675529 / 675526									1	2									From main broom outlet Port B to filter inlet
18	675524	675417											2									From T port on control valve to filter inlet tee. See hose 17
19	675537	675418	675530										1	2								From filter outlet to Cooler inlet (top of cooler pack)
20	675503	675419	675503	2										1								From cooler outlet (bottom of cooler) to reservoir
21	675513	675420LH	675507							1						2						From control valve port C to rod end of rotate cylinder
22	675507 / 675547	675421LH	675513							2						1						From piston end of rotate cylinder to control valve port D
23	675518 / 675550	675422	675513															1				From piston end of rotate cylinder to control valve port F
24	675518	675423	675510	2													1					From rod end of lift cylinder to reservoir
27	675508	675426	675510	2								1										From impeller case drain to reservoir.
28		675427	675528							2												LH Curb Broom to RH Curb Broom
29		675428	675528									1										Impeller to RH Curb Broom
30	675525	675414	675524							1												Control Valve to Solenoid Valve
31	675525	675414	675524							1								2				Control Valve to Solenoid Valve
32	675517	675422	675518														1					Lift Cylinder to Hopper Return Valve

3334846LH, Sheet 3 of 3, Rev A, 07/2021

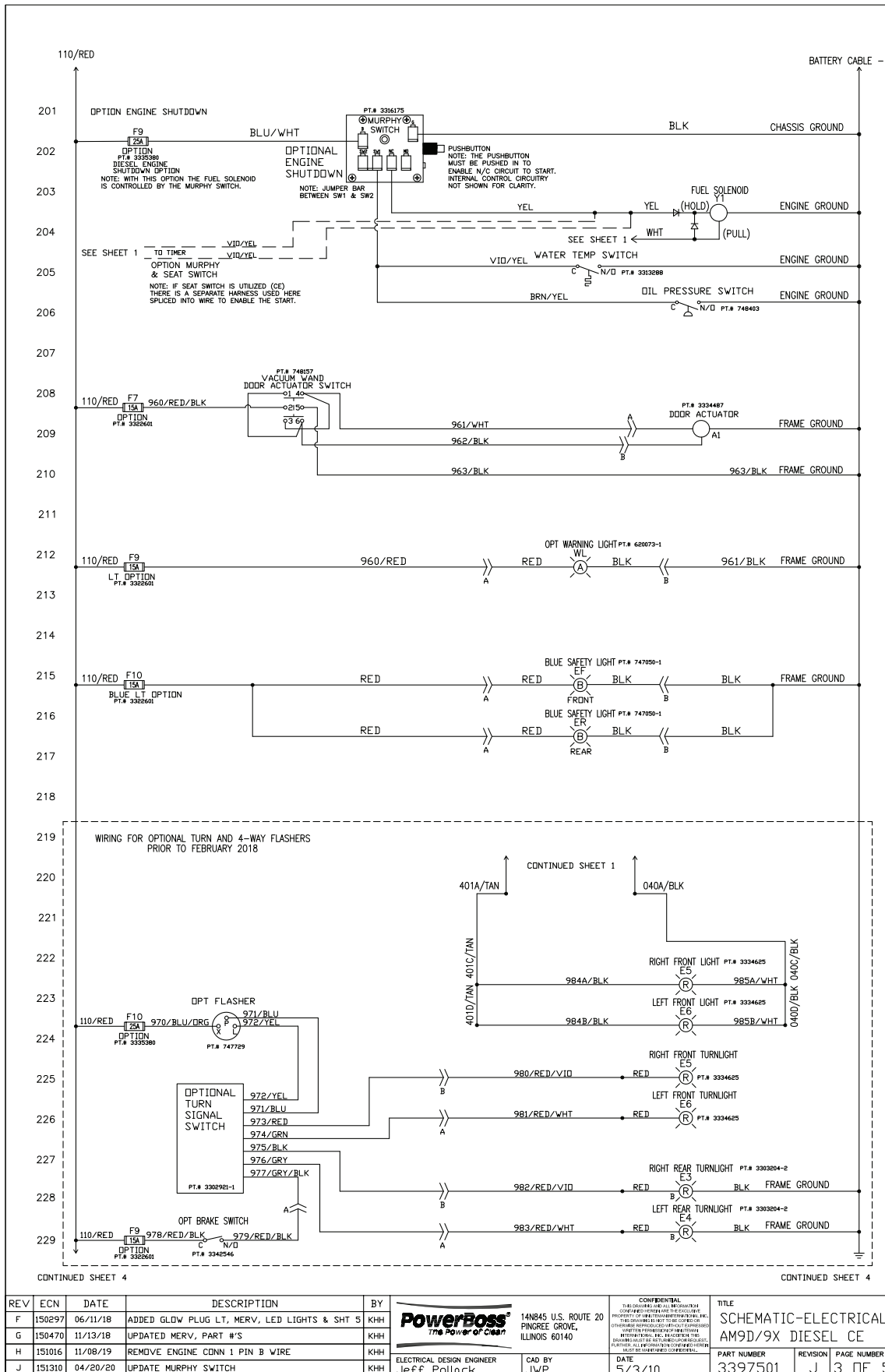
ELECTRICAL SCHEMATIC WITH KUBOTA V1505

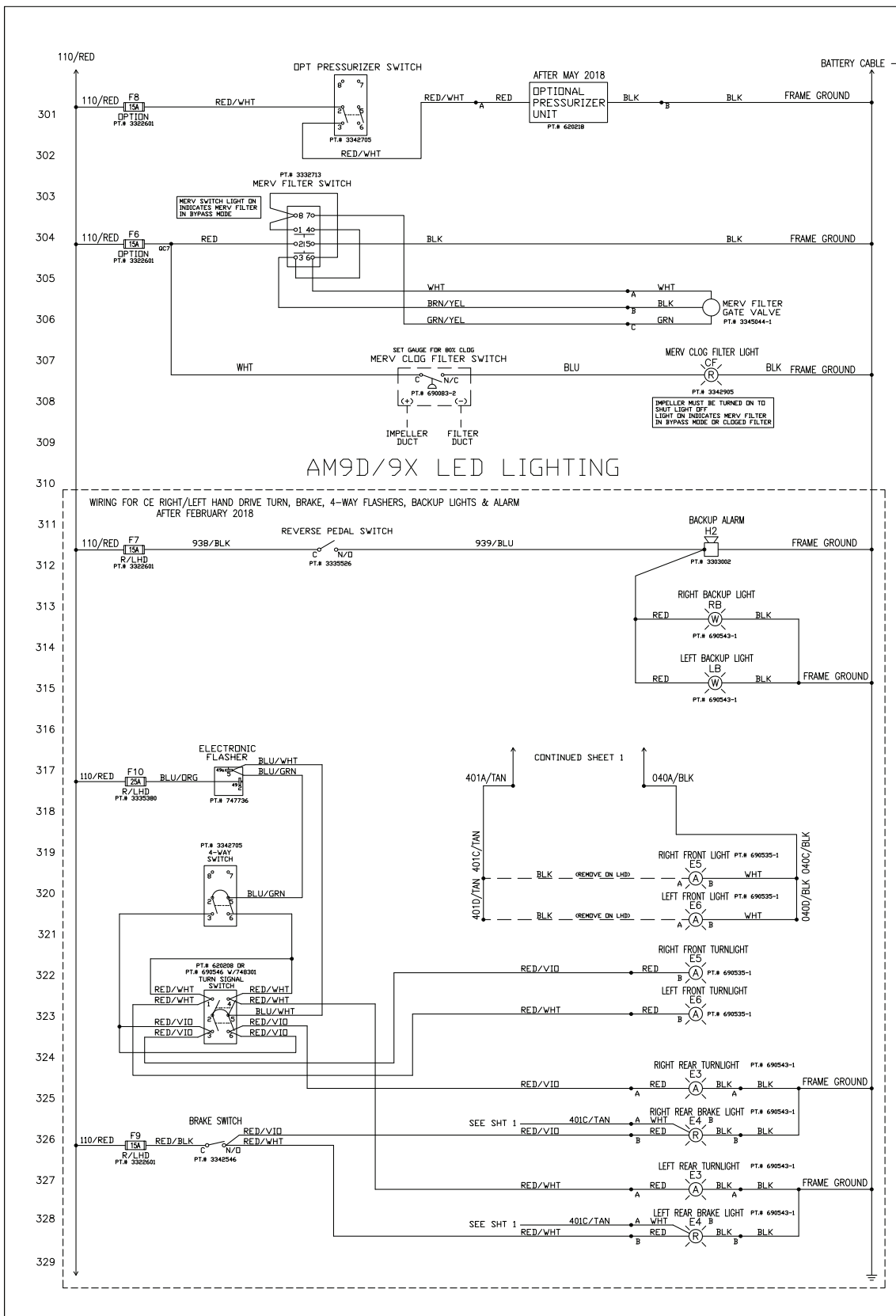


REV	ECN	DATE	DESCRIPTION	BY	PowerBoss® The Power of Clean	14845 U.S. ROUTE 20 PINECREST GROVE, ILLINOIS 60140	CONFIDENTIAL THIS DOCUMENT AND ALL INFORMATION CONTAINED HEREIN ARE THE PROPERTY OF POWERBOSS. IT IS TO BE USED ONLY FOR THE PURPOSES AND IN THE MANNER SPECIFICALLY AUTHORIZED BY POWERBOSS. NO PART OF THIS DOCUMENT IS TO BE REPRODUCED OR TRANSMITTED IN ANY FORM OR BY ANY MEANS, ELECTRONIC OR MECHANICAL, INCLUDING PHOTOCOPYING, RECORDING, OR BY ANY INFORMATION STORAGE AND RETRIEVAL SYSTEM, WITHOUT THE EXPRESS WRITTEN PERMISSION OF POWERBOSS.	TITLE SCHEMATIC-ELECTRICAL AM9D/9X DIESEL CE	PART NUMBER 3397501	REVISION J	PAGE NUMBER 1 OF 5
F	150297	06/11/18	ADDED GLOW PLUG LT, MERV, LED LIGHTS & SHT 5	KHH							
G	150470	11/13/18	UPDATED MERV, PART #S	KHH							
H	151016	11/08/19	REMOVE ENGINE CONN 1 PIN B WIRE	KHH							
J	151310	04/20/20	UPDATE MURPHY SWITCH	KHH							

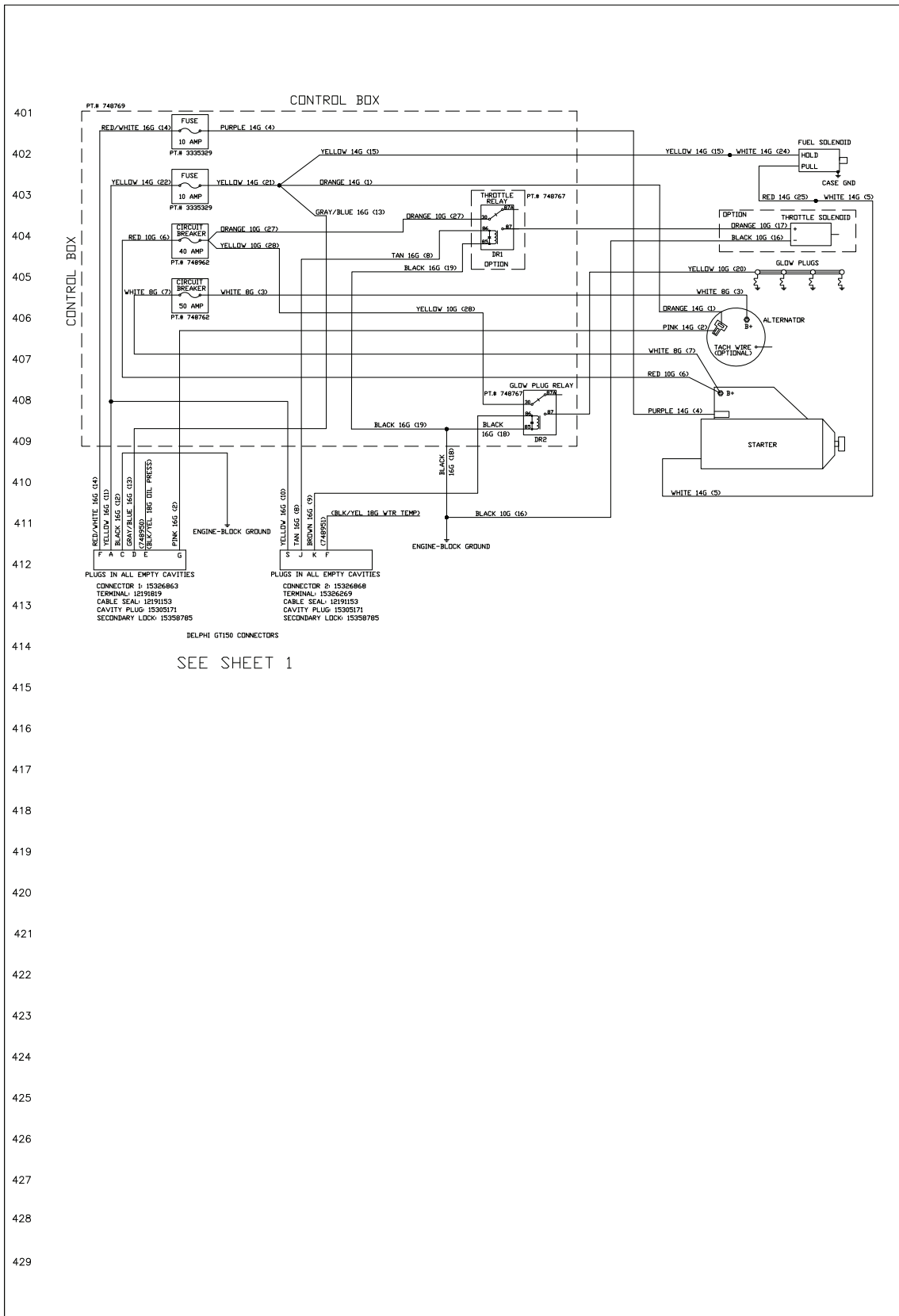


REV	ECN	DATE	DESCRIPTION	BY	148845 U.S. ROUTE 20 PINEGROVE, ILLINOIS 60140	CONFIDENTIAL	TITLE
F	150297	06/11/18	ADDED GLOW PLUG LT, MERV, LED LIGHTS & SHT 5	KHH		<small>THIS DRAWING AND ALL INFORMATION CONTAINED HEREIN ARE THE PROPERTY OF MINUTEMAN INTERNATIONAL, INC. AND ARE TO BE USED ONLY FOR THE PROJECT AND VEHICLE IDENTIFIED HEREIN. NO PART OF THIS DRAWING OR INFORMATION IS TO BE REPRODUCED, COPIED, OR TRANSMITTED IN ANY FORM OR BY ANY MEANS, ELECTRONIC OR MECHANICAL, INCLUDING PHOTOCOPYING, RECORDING, OR BY ANY INFORMATION STORAGE AND RETRIEVAL SYSTEM, WITHOUT THE WRITTEN PERMISSION OF MINUTEMAN INTERNATIONAL, INC. IN ADDITION, THE USER OF THIS DRAWING OR INFORMATION AGREES TO HOLD MINUTEMAN INTERNATIONAL, INC. HARMLESS FROM AND AGAINST ALL LIABILITY, DAMAGES, LOSSES, AND COSTS, INCLUDING REASONABLE ATTORNEY'S FEES, THAT MAY BE INCURRED BY MINUTEMAN INTERNATIONAL, INC. AS A RESULT OF THE USER'S USE OF THIS DRAWING OR INFORMATION.</small>	SCHMATIC-ELECTRICAL
G	150470	11/13/18	UPDATED MERV, PART #'S	KHH			PART NUMBER
H	151016	11/08/19	REMOVE ENGINE CONN 1 PIN B WIRE	KHH			REVISION
J	151310	04/20/20	UPDATE MURPHY SWITCH	KHH			PAGE NUMBER
				ELECTRICAL DESIGN ENGINEER			CAD BY
				Jeff Pollack	JWP	5/3/10	J 2 OF 5





REV	ECN	DATE	DESCRIPTION	BY	PowerBoss® The Power of Clean	14N845 U.S. ROUTE 20 PINGREE GROVE, ILLINOIS 60140	CONFIDENTIAL THIS DOCUMENT AND ALL INFORMATION CONTAINED HEREIN ARE PROPRIETARY AND UNCLASSIFIED. THE INFORMATION IS NOT TO BE DISCLOSED OR DISTRIBUTED TO THE PUBLIC OR TO ANY OTHER PERSONS WITHOUT THE WRITTEN PERMISSION OF MINUTEMAN INTERNATIONAL, INC. ALL RIGHTS ARE RESERVED. THIS DOCUMENT IS THE PROPERTY OF MINUTEMAN INTERNATIONAL, INC. AND IS NOT TO BE REPRODUCED, COPIED, OR TRANSMITTED IN ANY FORM OR BY ANY MEANS, ELECTRONIC OR MECHANICAL, INCLUDING PHOTOCOPYING, RECORDING, OR BY ANY INFORMATION STORAGE AND RETRIEVAL SYSTEM.	TITLE	PART NUMBER	REVISION	PAGE NUMBER
F	150297	06/11/18	ADDED GLOW PLUG LT, MERV, LED LIGHTS & SHT S	KHH	JEFF POLLACK	JWP	DATE	SCHEMATIC-ELECTRICAL AM9D/9X DIESEL CE	3397501	J 4	DF 5
G	150470	11/13/18	UPDATED MERV, PART #'S	KHH			5/3/10				
H	151016	11/08/19	REMOVE ENGINE CONN 1 PIN B WIRE	KHH							
J	151310	04/20/20	UPDATE MURPHY SWITCH	KHH							



REV	ECN	DATE	DESCRIPTION	BY	PowerBoss® The Power of Clean	14845 U.S. ROUTE 20 PINGREE GROVE, ILLINOIS 60140	CONFIDENTIAL THE DRAWING AND ALL INFORMATION CONTAINED HEREIN ARE THE PROPERTY OF MINUTEMAN INTERNATIONAL. THIS DRAWING IS NOT TO BE COPIED OR REPRODUCED IN ANY MANNER WITHOUT THE WRITTEN PERMISSION OF MINUTEMAN INTERNATIONAL. ALL RIGHTS RESERVED. FURTHER PUBLICATION OR REPRODUCTION OF THIS DRAWING IS PROHIBITED WITHOUT THE WRITTEN PERMISSION OF MINUTEMAN INTERNATIONAL.	TITLE SCHEMATIC-ELECTRICAL AM9D/9X DIESEL CE	PART NUMBER 3397501	REVISION J	PAGE NUMBER 5 OF 5
F	150297	06/11/18	ADDED GLOW PLUG LT, MERV, LED LIGHTS & SHT 5	KHH	ELECTRICAL DESIGN ENGINEER	CAD BY	DATE				
G	150470	11/13/18	UPDATED MERV, PART #'S	KHH	Jeff Pollack	JWP	5/3/10				
H	151016	11/08/19	REMOVE ENGINE CONN 1 PIN B WIRE	KHH							
J	151310	04/20/20	UPDATE MURPHY SWITCH	KHH							

PowerBoss®

The Power of Clean

“The Power of Clean”

**PowerBoss® Is a Full Line Manufacturer of Sweepers and Scrubbers,
for Industrial Facilities.**

PowerBoss®, Minuteman International, Inc. 14N845 U.S. Route 20 Pingree Grove, Illinois 60140
Phone: 800-323-9420 www.PowerBoss.com email: tech@powerboss.com

A Member of the Hako Group